

KITCHEN ATMOSPHERE

—

RE_
DES
IGN

Euromobil

KITCHEN ATMOSPHERE


—

RE.
DES
IGN

Euromobil



Headquarter Euromobil "Astati" opera di Nag Arnoldi



DESIGN R&S EUROMOBIL
E ROBERTO GOBBO

Il DESIGN
che GENERA
lo SPAZIO,
sistemi cucine
ed elementi
di contenimento
diventano strutture
architettoniche.
Un potenziale
progettuale
ispirato non solo
da architettura
e haute couture
ma soprattutto
dall'arte
contemporanea.
Tre mood,
tre aree di gusto
che interpretano
altrettanti
stili abitativi:
MONOCHROME,
CONTRAST
e **NATURAL**.

DESIGN that
GENERATES
SPACE;
kitchen systems
and storage
units become
architectural
structures. A
planning potential
that is not just
inspired by
architecture and
haute couture
but also by
contemporary art.
Three moods,
three different
tastes that
interpret just
as many
living styles:
MONOCHROME,
CONTRAST
and **NATURAL**.

TIPOLOGIE DI APERTURA


Tipologie di apertura personalizzate: maniglie e gole pratiche ed esclusive.

Customised opening systems: practical and exclusive handles and grooves.

KABINSPACE

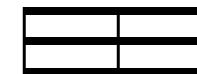
Strutture per l'organizzazione dello spazio con anta scorrevole Kabin e mobili retro finiti.

Space organising structures with Kabin sliding doors and modules finished on the back.

PUZZLE 12

Sistema modulare di colonne, pensili ed elementi da appoggio a giorno, sp. 12 mm.

A modular system including tall units, wall units and open units, all of which are 12 mm thick.

IMAGE KITCHEN

Basi a giorno in metallo, eleganti e robuste, pensate per l'inserimento in isole o penisole.

Elegant and sturdy open base units made of metal and designed to be fitted in islands or peninsulas.

CORNER BOX

Cabina dispensa ad angolo attrezzabile a piacere per soddisfare ogni esigenza di contenimento.

A corner cupboard to which accessories can be added on request to satisfy any storage requirement.

COLONNA ANGOLO ESTERNO

Colonna angolo esterno con due ante battenti per una totale accessibilità.

An external corner tall unit with two hinged doors for total access.

AMBROGIO

Elemento sopratop con screen motorizzato in tessuto, ripiani Bank e schienale retroilluminato.

Countertop unit with a fabric, electric shutter, Bank shelves and a rear-lit back panel.

MOTUS

Elemento portaoggetti scorrevole su boiserie Horizon, a scomparsa se abbinato ad Ambrogio.

Sliding midway unit fitted on Horizon wall panelling; if combined with the Ambrogio countertop unit it becomes invisible.

COLONNE H. 243-267 CM

Colonne pensate per il massimo sfruttamento dello spazio, da pavimento a soffitto.

Tall units designed for maximum, floor-to-ceiling, space use.

ANTA A PAVIMENTO

Nuove modularità dal design minimale con anta a pavimento per basi e colonne.

New modules with a minimal design and floor-level doors for base and tall units.

EAT

Piano snack estraibile sp. 7,4 cm per zona operativa a isola o penisola.

A 7.4-cm thick pull-out breakfast bar for work islands or peninsulas.

TOTEM

Sistema libreria attrezzabile con mensole, versione a parete o da pavimento a soffitto.


A shelving system available in the floor-to-wall and floor-to-ceiling versions.

MOOD


MONOCHROME



Anna Wintour
Vogue USA director



Gio Ponti
Bijenkorf Department Store




Jorrit Tornquist
fatamorgana



Monochrome è una selezione di finiture e materiali monocromatici in cui la continuità cromatica è potere: qui è protagonista l'ottanio nelle sue varianti materiche. Questo mood che ha come valore la pura essenzialità è ispirato alle opere di Jorrit Tornquist e alla sua continua ricerca fondata sul colore e sulla capacità della luce di modificare le superfici esaltandone la carica espressiva. Monochrome is a selection of monochrome finishes and materials whose strength lies in its colour continuity: the focus here is on octane blue in its textured versions. This mood based on pure minimalism is inspired by the works of Jorrit Tornquist and by his ongoing research into colour and on light's ability to modify surfaces, enhancing their expressive properties.

MOOD


CONTRAST



Coco Chanel
French fashion designer



Frank Lloyd Wright
Solomon R. Guggenheim Museum




Alberto Biasi
A Regola d'Arte

Contrast è il luogo dei contrasti cromatici e del dialogo tra gli opposti. Spiccano gli accostamenti tra il bianco ottico e il nero nelle varianti cromatiche come il Wood Caneté black e il gres Laminam In-Side Cardoso nero o il vetro Dekor Palladio light con il nero Marquina e il TSS Turner dark. Questo mood si ispira all'opera di Alberto Biasi, riconosciuto protagonista dell'arte ottico-cinetica.

Contrast is a place of colour contrasts where opposites interact. Particular pairings stand out such as optic white and black in chromatic variants like black Wood Caneté and black Cardoso Gres Laminam In-Side or Light Palladio Dekor glass with Marquina black and dark Turner TSS. This mood is inspired by the work of Alberto Biasi, the renowned protagonist of optical-kinetic art.

MOOD

NATURAL



Natural è lo sguardo verso la natura. Superfici materiche e autentiche come il noce canaletto materia, l'olmo Michelangelo, il gres Laminam In-Side pietra piacentina taupé e il vetro Dekor Sac medium abbinati ai colori fango, caligine e pomice in tutte le loro varianti materiche. Questa area di gusto si lega armonicamente agli originali objet trouvé di Lorenzo Mariani, in arte L'orMa. Natural looks to nature. Authentic, textured surfaces such as Materia American walnut, Michelangelo elm, taupé Piasentina Stone Gres Laminam In-Side and medium Sac Dekor glass paired with mud, haze and pumice in all their textured versions. This area of preference is harmoniously linked to the original "found objects" of Lorenzo Mariani (known as L'orMa).

INDEX

TELERO ANTIS LAIN P.16



TELERO ANTIS P.46



TELERO ANTIS P.132



TELERO P.150



ANTIS P.66



LAIN P.84



FILÒ P.162



FREE STEEL P.172



LAIN P.98



TELERO ANTIS P.116



SYSTEM P.182

CONTENIMENTO STORAGE UNITS	P.184
ELEMENTI A GIORNO OPEN UNITS	P.218
ANTE VETRO GLASS DOORS	P.230
BOISERIE WALL PANELLING	P.240
PIANI SNACK BREAKFAST BARS	P.262
ACCESSORI ACCESSORIES	P.272
LIBRERIE SHELVING SYSTEMS	P.312

TECH P.322

TIPOLOGIE APERTURA OPENING METHODS	P.324
ANTE DOORS	P.332

TELERO ANTIS LAIN

MONOCHROME #1

VETRO DEKOR SAC MEDIUM
WOOD CANETÉ BLACK
TSS POMICE
MEDIUM SAC DEKOR GLASS
BLACK WOOD CANETÉ
PUMICE TSS





IMAGE KITCHEN

Basi a giorno in metallo
Metal open base units

EAT

Piano snack scorrevole
Sliding breakfast bar


ANTIS POD

Colonne Wood Caneté black
Black Wood Caneté tall units

KABINSPACE

Kabin anta scorrevole guide a scomparsa
Sliding-door Kabin with hidden runners






EAT
Piano snack scorrevole
Sliding breakfast bar



FIT
Accessori rovere grigio e alluminio nero
Grey oak and black aluminium accessories





TELERO GR
Basi vetro Dekor sac medium
Medium sac Dekor glass base units





IMAGE KITCHEN

Basi a giorno in metallo
Metal open base units

EAT

Piano snack scorrevole
Sliding breakfast bar

SPACE ISOLA

Accessori portaoggetti
Utility racks

COLONNE ANGOLO ESTERNO

Colonne angolo esterno
External corner tall units

KABINSPACE

Kabin anta scorrevole guide a scomparsa
Sliding-door Kabin with hidden runners



CABINET
Colonne anta rientrante
Tall units with receding doors



CABINET DISPENSA
Colonna anta rientrante, ripiano estraibile acciaio inox, schiena Wood liscio black
Tall unit with receding doors, pull-out stainless steel shelf, plain black Wood back panel



KABINSPACE
Kabin anta scorrevole guide a scomparsa
Sliding-door Kabin with hidden runners



COLONNE ANGOLO ESTERNO
Colonne angolo esterno
External corner tall units



TOTEM
Libreria a parete
Floor-to-wall shelving system



LAIN POD
Basi TSS pomice
Pumice TSS base units

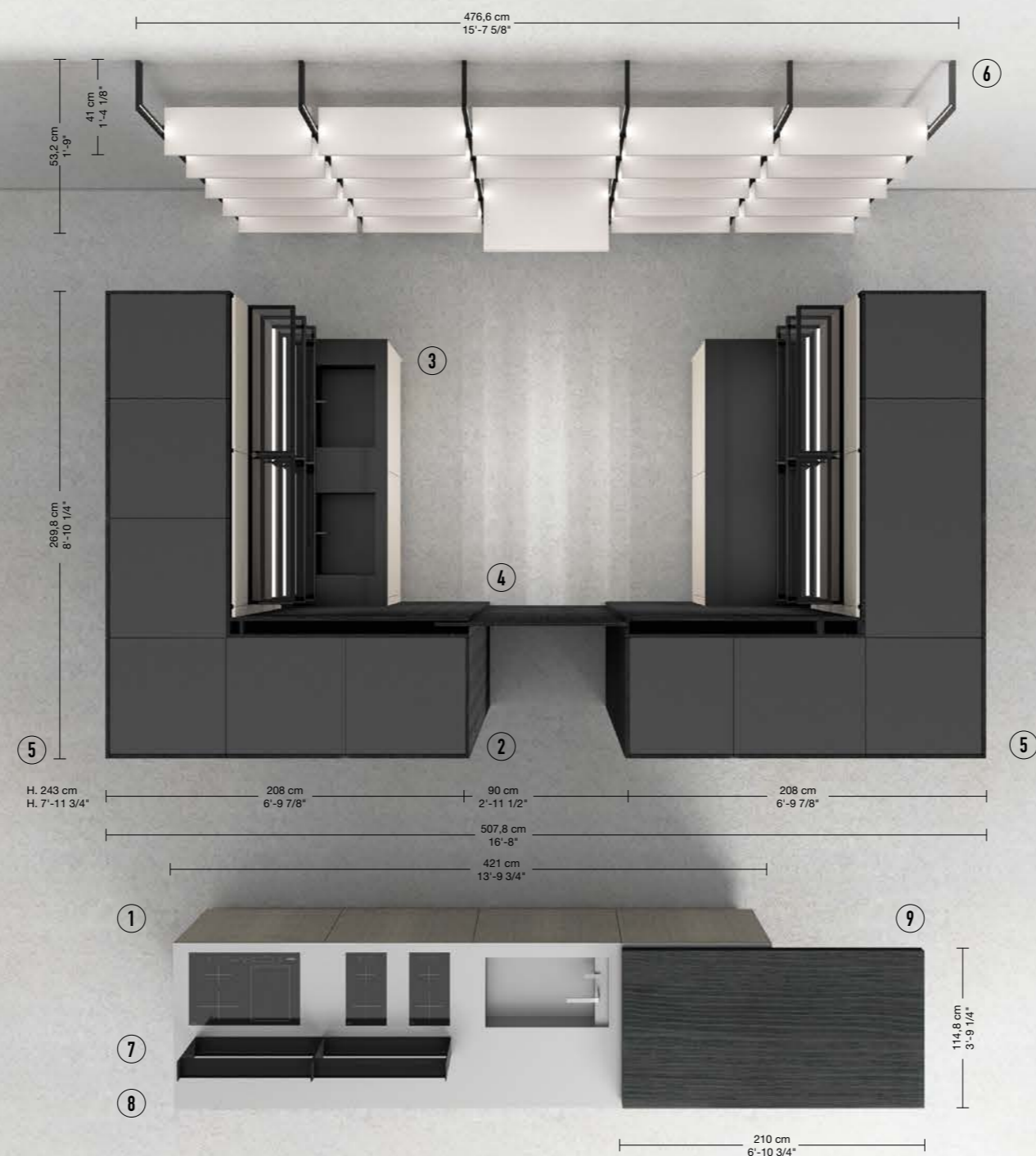
UP
Boiserie
Wall panelling





MONOCHROME #1

TELERO ANTIS LAIN

**1. TELERO GR**

Basi isola P.61 cm frontali telaio alluminio nero e vetro Dekor sac medium, profilo gola e zoccolo anodizzato nero spazzolato, piano top acciaio inox satinato sp.0,4 cm.

Island base units D. 61 cm with black aluminium frames and medium sac Dekor glass fronts, brushed black anodized groove and plinth, 0.4-cm thick satin-finish stainless steel worktop.

2. ANTIS POD_CABINET

Colonne H.243 cm con anta a pavimento Wood Caneté black e maniglia Pod alluminio nero assoluto opaco, zoccolo Wood liscio black H.8 cm. Cabinet colonne con ante rientranti.

Tall units H.243 with black Wood Caneté floor-level doors and Pod handles in matt absolute black aluminium, plain black Wood plinth H.8 cm. Tall Cabinet units with receding doors.

3. LAIN POD

Basi frontali TSS pomice, maniglia Pod e zoccolo alluminio laccato pomice opaco H.8 cm, piano top gres Laminam nero assoluto sp.1,2 cm. Boiserie Up pannelli TSS pomice e ripiani Bank vetro fumé con luce LED.

Pumice TSS base unit fronts, Pod handles and 8-cm high plinth in matt Pumice lacquered aluminium, 1.2-cm thick absolute black Gres Laminam worktop. Pumice TSS Boiserie Up wall panels and smoked glass Bank shelves with LED lights.

4. KABINSPACE

Kabin anta scorrevole guide a scomparsa Wood Caneté black. Ante finitura retro colonne Wood liscio black.

Sliding-door Kabin with hidden runners in black Wood Caneté. The back side of tall units matches the finish of the door in plain black Wood.

5. COLONNE ANGOLO ESTERNO

Colonna angolo esterno con due ante battenti Wood Caneté black.

External corner tall units with two black Wood Caneté hinged doors.

6. TOTEM

Libreria a parete, struttura in alluminio verniciato brunito, mensole sp.2,2 cm e scrittoio sp.6 cm TSS pomice.

Floor-to-wall shelving system with a burnished painted aluminium structure, 2.2-cm thick shelves and 6-cm thick desk in pumice TSS.

7. SPACE ISOLA

Accessori in alluminio portaoggetti.

Aluminium utility racks.

8. IMAGE KITCHEN

Sistema basi a giorno in metallo verniciato nero goffrato integrato nel blocco isola.

Open base unit system in embossed black coated metal built into the island.

9. EAT

Piano snack scorrevole Wood liscio black sp.7,5 cm.

Plain black Wood sliding breakfast table, 7.5-cm thick.

TELERO ANTIS

CONTRAST #1

GRES LAMINAM IN-SIDE CARDOSO NERO
LACCATO SUPER MATT BIANCO OTTICO
WOOD CANETÉ BROWN
BLACK CARDOSO GRES LAMINAM IN-SIDE
SUPER MATT OPTIC WHITE LACQUER
BROWN WOOD CANETÉ










PUZZLE 12
Colonna a giorno
Open tall unit



TELERO GR
Basi gres Laminam In-Side Cardoso nero
Black Cardoso Gres Laminam In-Side base units

ANTIS POD
Colonne laccato Super Matt bianco ottico
Super Matt optic white lacquered tall units



KABINSPACE
Kabin anta scorrevole guide a scomparsa
Sliding-door Kabin with hidden runners



COLONNA ANGOLO ESTERNO
Colonna angolo esterno
External corner tall unit



KABINSPACE

Colonne a giorno con attrezzatura interna, ripiano estraibile in acciaio inox e sistema estraibile Lavidò Arena style antracite
Open tall units with interior accessories, pull-out shelf in stainless steel and Lavidò Arena Style pull-out system in anthracite



PUZZLE 12

Colonne a giorno
Open tall units

KABINSPACE

Ante finitura retro colonne
The back side of tall units matches the finish of the doors



TOTEM
Libreria a soffitto
Floor-to-ceiling shelving system






TOTEM
Contentori Wood Caneté brown
Brown Wood Caneté units

CONTRAST #1

TELERO ANTIS



1. TELERO GR

Basi L.150 cm con doppio cestone e frontali gres Laminam In-Side Cardoso nero; pensili, piano top sp.2 cm e boiserie gres Laminam In-Side Cardoso nero; profilo gola e zoccolo H.6 cm alluminio anodizzato nero spazzolato.

Base units W.150 with double deep drawer and black Cardoso Gres Laminam In-Side fronts; wall units, 2-cm thick worktop and wall panels in black Cardoso Gres Laminam In-side; groove and plinth H. 6 cm in brushed black anodized aluminium.

2. ANTIS POD

Colonne H.226 cm con anta intera a pavimento laccato Super Matt bianco ottico, maniglia Pod e zoccolo alluminio laccato bianco ottico opaco.

Tall units H.226 cm with floor-level full-height door in Super Matt optic white lacquer, Pod handles and matt optic white lacquered aluminium plinth.

3. KABINSPACE

Kabin anta scorrevole guide a scomparsa vetro stratificato bianco ottico opaco sp.0,8 cm. Ante finitura retro colonne laccato Super Matt bianco ottico.

Sliding-door Kabin with hidden runners and 0.8-cm thick matt optic white stratified glass. The back side of tall units matches the finish of the doors in Super Matt optic white lacquer.

4. COLONNA ANGOLO ESTERNO

Colonna angolo esterno con due ante battenti a 45° laccato Super Matt bianco ottico.

External corner tall unit with two 45° hinged doors in Super Matt optic white lacquer.

5. PUZZLE 12

Colonne a giorno laccato Super Matt bianco ottico.

Open tall units in Super Matt optic white lacquer.

6. TOTEM

Libreria a soffitto, struttura in alluminio verniciato brunito, elementi contenitore con frontali Wood Caneté brown e scrittoi Wood liscio brown, ripiani Bank vetro fumé.

Floor-to-ceiling shelving system in burnished painted aluminium, storage units with brown Wood Caneté fronts and brown plain Wood desks, smoked glass Bank shelves.

ANTIS

NATURAL #1

LACCATO SUPER MATT FANGO
NOCE CANALETTO MATERIA
SUPER MATT MUD LACQUER
MATERIA AMERICAN WALNUT







AMBROGIO
Elemento sopratop con screen motorizzato
Countertop unit with electric shutter





ANTIS POD
Basi laccato Super Matt fango
Super Matt mud lacquered base units



TECA
Pensili
Wall units

PUZZLE 12
Elementi in appoggio a giorno
Open units



SPACE ISOLA
Accessori portaoggetti
Utility racks

RONDÒ
Piano snack circolare
Round breakfast bar



HORIZON
Boiserie
Wall panelling

MOTUS
Elemento scorrevole
Sliding midway unit



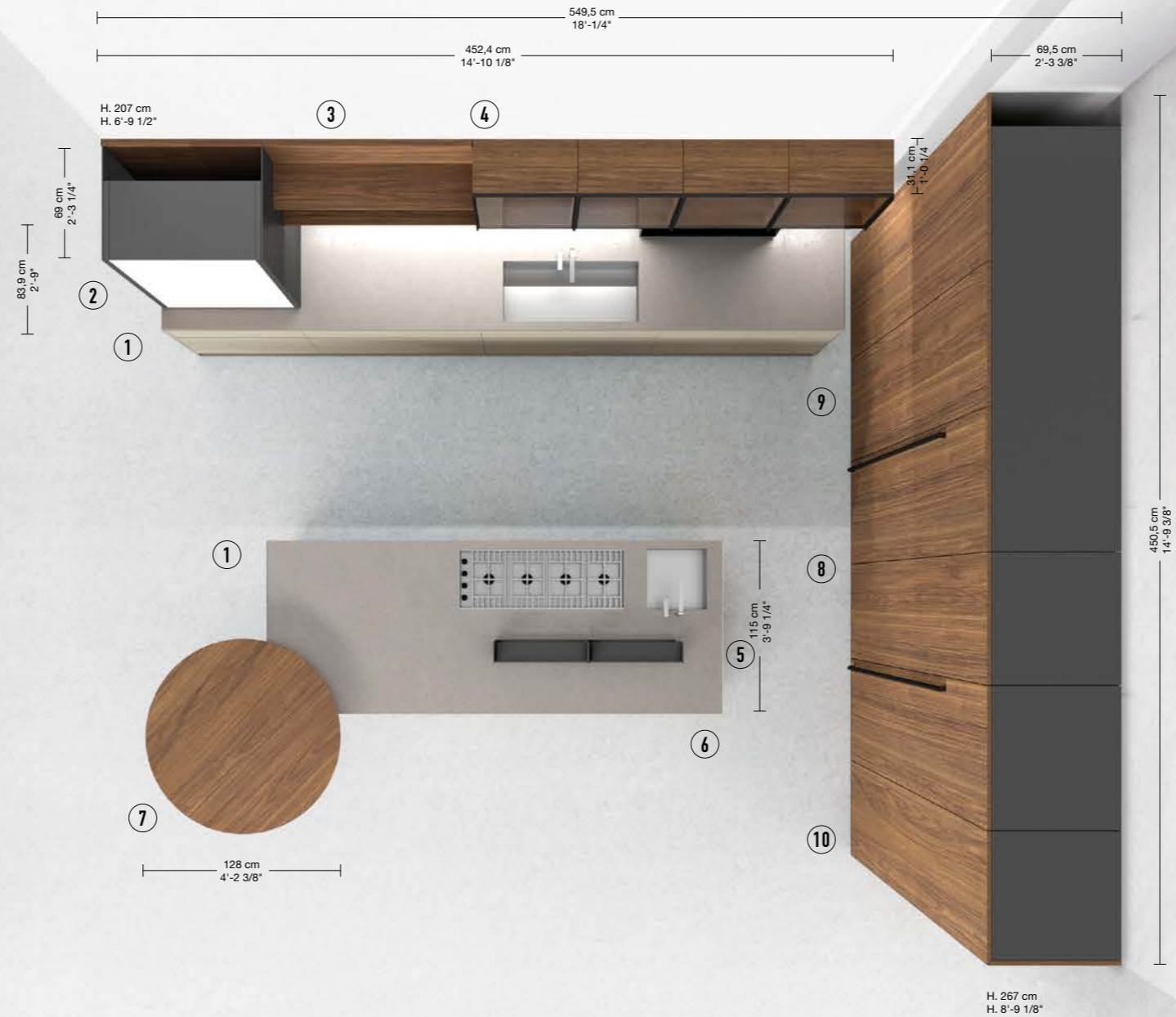
CORNER BOX
H. 267 CM
DA PAVIMENTO
A SOFFITTO
FLOOR-TO-CEILING
CORNER BOX
H. 267 CM

CORNER BOX
Cabina dispensa ad angolo
Corner cupboard



NATURAL #1

ANTIS

**1. ANTIS POD**

Basi cassetto+cestone e basi isola doppia profondità P.61 cm / P.31,1 cm frontali laccato Super Matt fango, maniglia Pod e zoccolo alluminio laccato fango H.8 cm, piano top Inalco MDI silk camel natural sp.1,2 cm.

Base units with drawer+deep drawer and double-depth island base units D. 61 cm / D. 31.1 cm with Super Matt mud fronts, Pod handles and mud aluminium plinth H. 8 cm, 1.2-cm thick natural camel Inalco MDI silk worktop.

2. AMBROGIO

Elemento sopratop struttura noce canaletto materia, coprifianchi sp.0,6 cm Fenix NTM® nero Ingo, schienale LED Solaris, ripiani Bank e screen motorizzato in tessuto grigio.

Countertop unit with a Materia American walnut structure, 0.6-cm thick finishing side panels in Ingo black Fenix NTM®, Solaris LED back panel, Bank shelves and electric, grey fabric shutter.

3. HORIZON_MOTUS

Boiserie Horizon noce canaletto materia con elemento scorrevole Motus in alluminio anodizzato nero.

Horizon wall panelling in Materia American walnut with sliding Motus midway unit in black anodized aluminium.

4. TECA

Pensili telaio testa di moro e vetro fumé, struttura noce canaletto materia.

Wall units with dark brown frames and smoked glass panels, Materia American walnut structures.

5. SPACE ISOLA

Accessori in alluminio portaoggetti.

Aluminium utility racks.

6. PUZZLE 12

Elementi da appoggio a giorno laccato Super Matt fango.

Open units in Super Matt mud lacquer.

7. RONDÒ

Piano snack circolare noce canaletto materia.

Round breakfast bar in Materia American walnut.

8. ANTIS

Colonne H.267 cm con anta intera a pavimento noce canaletto materia, maniglia Tondone in ferro godronato laccato nero.

Tall units H.267 cm with floor-level full-height doors in Materia American walnut, Tondone handles in knurled, black lacquered iron.

9. CORNER BOX

Cabina dispensa ad angolo a due ante noce canaletto materia, maniglia Tondone in ferro godronato laccato nero.

Corner cupboard with two doors in Materia American walnut, Tondone handles in knurled, black lacquered iron.

10. COLONNA ANGOLO ESTERNO

Colonna angolo esterno con due ante battenti a 45° noce canaletto materia.

External corner tall unit with two 45° hinged doors in Materia American walnut.

LAIN

MONOCHROME #2

ECOLACCATO OTTANIO
FENIX NTM® NERO INGO
OCTANE BLUE ECOLACCATO
INGO BLACK FENIX NTM®





TOTEM
Libreria a soffitto
Floor-to-ceiling shelving system







LAIN 33
Basi ecolaccato ottanio
Octane blue Ecolaccato base units



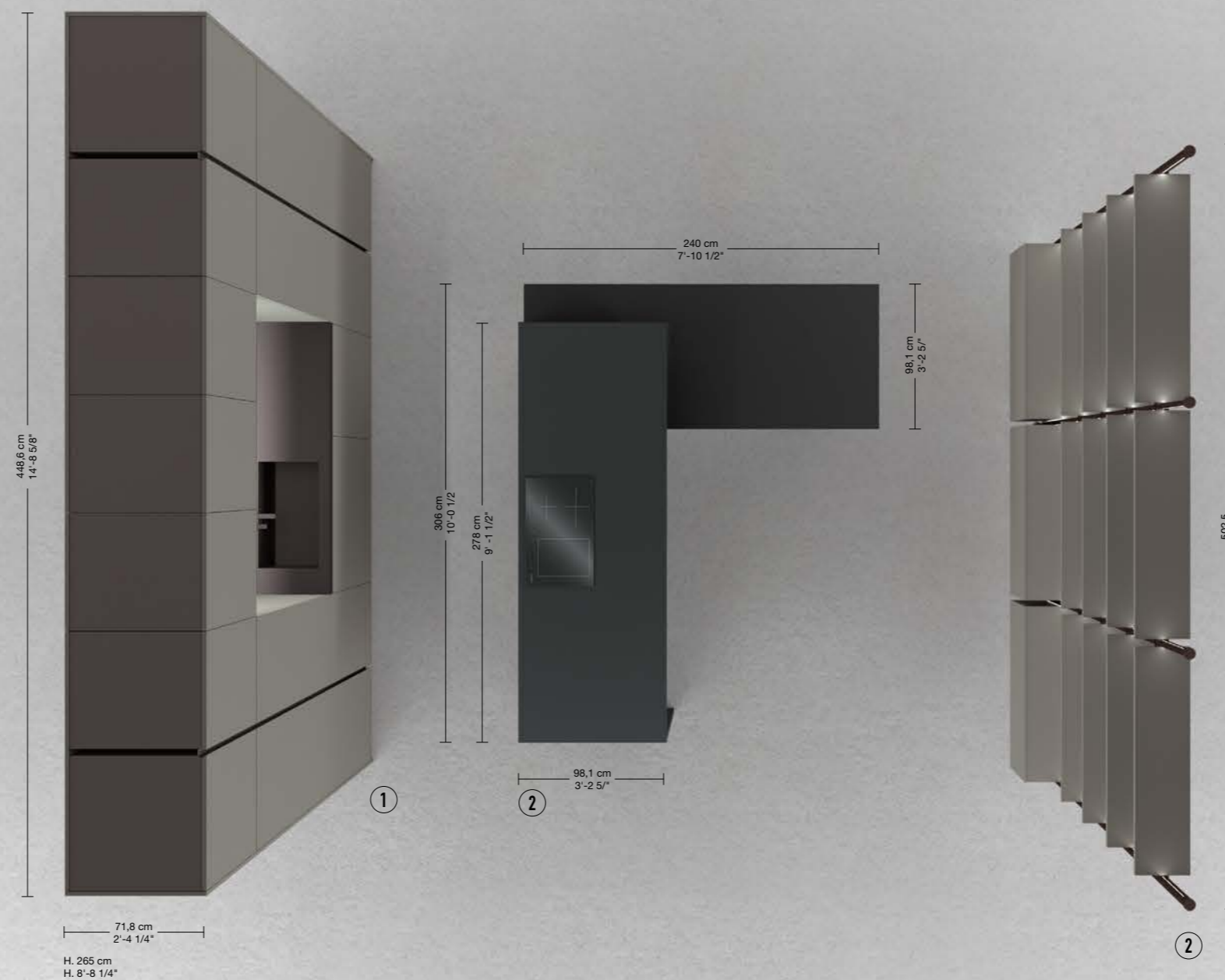


EASY LINE
Accessori noce canaletto
American walnut accessories



MONOCHROME #2

LAIN



1. LAIN 33

Basi frontali ecolaccato ottanio, profilo gola e zoccolo H.6 cm alluminio laccato ottanio opaco, piano top Fenix NTM® nero Ingo sp.4 cm. Colonne frontali ecolaccato ottanio, profilo gola e zoccolo H.6 cm alluminio laccato ottanio opaco.

Octane blue Ecolaccato base unit fronts, matt octane blue lacquered aluminium groove and 6-cm high plinth, 4-cm thick Ingo black Fenix NTM® worktop. Octane blue Ecolaccato tall unit fronts, matt octane blue lacquered aluminium groove and plinth H.6 cm.

2. LAIN 33 ISOLA


Basi isola P.61 cm frontali ecolaccato ottanio, profilo gola e zoccolo H.6 cm alluminio laccato ottanio opaco, piano top P.98,1 cm, piano tavolo L.98,1 cm e fianconi Fenix NTM® nero Ingo sp.4 cm.

Octane blue Ecolaccato base unit fronts for island D. 61 cm, matt octane blue lacquered aluminium groove and plinth H. 6 cm, worktop D. 98.1 cm, table top L. 98.1 cm and 4-cm thick Ingo black Fenix NTM® side panels.

2. TOTEM

Libreria a soffitto struttura in alluminio verniciato brunito, mensole ecolaccato ottanio. Floor-to-ceiling shelving system with a burnished painted aluminium structure and octane blue Ecolaccato shelves.

LAIN



CONTRAST #2

ECOLACCATO CALIGINE
TSS TURNER DARK
TSS TAGLIAMENTO
HAZE ECOLACCATO
DARK TURNER TSS
TAGLIAMENTO TSS







LAIN SINUS
Basi ecolaccato caligine
Haze Ecolaccato base units

FIT
Accessori rovere grigio
Grey oak accessories



GAP
Canale attrezzato filotop
Flush kitchen counterback



LAIN SINUS

Basi ecolaccato caligine,
colonne TSS Turner dark
Haze Ecolaccato base units,
dark Turner TSS tall units

CORNER BOX

Cabina dispensa ad angolo
Corner cupboard

PUZZLE 12

Colonna e pensili a giorno
Open tall and wall units



CORNER BOX
Cabina dispensa ad angolo
Corner cupboard




LAIN SINUS
Maniglia verticale
Vertical handle



PENSILI
Fondo e cappello a finire ecolaccato caligine
Finishing bottom and top panels in haze Ecolaccato





CONTRAST #2

LAIN



1. LAIN SINUS

Basi anta battente L.75 cm, basi cassetto+cestone L.75 cm e pensili frontali ecolaccato caligine, profilo gola e zoccolo alluminio laccato caligine opaco H.8 cm, piano top Inalco MDI umbra marr bocciardato sp.1,2 cm. Basi isola anta a pavimento ecolaccato caligine, profilo gola e zoccolo alluminio laccato caligine opaco H.8 cm, piano top Inalco MDI umbra marr bocciardato sp.1,2 cm. Colonne ante TSS Turner dark, maniglia Sinus e zoccolo anodizzato nero spazzolato H.8 cm.

Base units with hinged doors W. 75 cm, base units with drawer+deep drawer W. 75 cm and wall units with haze Ecolaccato fronts, matt haze lacquered aluminium groove and plinth H. 8 cm, 1.2-cm thick bush hammered umbra marr Inalco MDI worktop. Island base units with floor-level doors in haze Ecolaccato, matt haze lacquered aluminium groove and plinth H. 8 cm, 1.2-cm thick bushhammered umbra marr Inalco MDI worktop. Tall units with dark Turner TSS doors, brushed black anodized Sinus handles and plinth H.8 cm.

2. PUZZLE 12

Pensili a giorno TSS Tagliamento. Colonna a giorno TSS Tagliamento. Tagliamento TSS open wall units. Tagliamento TSS open tall unit.

3. GAP

Canale attrezzato filotop in alluminio laccato opaco nero. Kitchen counterback in matt black lacquered aluminium flush with the worktop.

4. CORNER BOX

Cabina dispensa ad angolo ad un'anta TSS Turner dark e maniglia Slide laccato nero opaco. Corner cupboard with one dark Turner TSS door and Slide handle in matt black lacquer.


5. COLONNA ANGOLO ESTERNO

Colonna angolo esterno con due ante battenti TSS Turner dark. External corner tall unit with two dark Turner TSS hinged doors.

TELERO ANTIS

NATURAL #2

LACCATO SUPER MATT FANGO
OLMO MICHELANGELO
GRES LAMINAM IN-SIDE PIETRA PIASENTINA TAUPÉ
SUPER MATT MUD LACQUER
MICHELANGELO ELM
TAUPÉ PIASENTINA STONE GRES LAMINAM IN-SIDE






120-121



TECA
Pensili
Wall units



HORIZON
Boiserie
Wall panelling





KABINSPACE

Kabin anta scorrevole guide a scomparsa
Sliding-door Kabin with hidden runners

GAP

Canale attrezzato filotop
Flush kitchen counterback



TELERO HA
Basi isola gres Laminam In-Side pietra piacentina taupé
Taupé Piasentina stone Gres Laminam In-Side island base units





CABINET
Colonna anta rientrante
Tall unit with receding door



CABINET
Colonna anta rientrante con sistema estraibile Lavido Arena style antracite
Tall unit with receding door and anthracite Lavido Arena style pull-out system

NATURAL #2

TELERO ANTIS

**1. ANTIS 33**

Basi frontali laccato Super Matt fango con bordo superiore inclinato 33°, fianchi taglio a 45°, gole e zoccoli alluminio laccato opaco fango, piano top gres Laminam In-Side pietra piacentina taupé finitura naturale.

Base unit fronts with a Super Matt mud lacquered finish, a 33° angled upper edge, side panels with 45° front edges, matt mud lacquered aluminium grooves and plinths, Gres Laminam In-Side worktop with natural-finish taupé Piasentina stone.

2. TELERO HA

Frontali telaio alluminio anodizzato nero e gres Laminam In-Side pietra piacentina taupé finitura naturale, zoccoli alluminio anodizzato nero spazzolato H.8 cm, piano top gres Laminam In-Side pietra piacentina taupé finitura naturale sp.1,2 cm.

Fronts with black anodized aluminium frames and Gres Laminam In-Side stone panels, brushed black anodized aluminium plinths H. 8 cm, Gres Laminam In-Side with a natural-finish taupé Piasentina stone 1.2-cm worktop.

3. TECA

Pensili telaio testa di moro e vetro fumé, struttura olmo Michelangelo.

Wall units with dark brown framed and smoked glass; Michelangelo elm structure.

4. HORIZON

Boiserie Horizon laccato Super Matt fango con elemento scorrevole in gres Laminam In-Side pietra piacentina taupé finitura naturale.

Horizon Super Matt mud wall panelling with natural-finish taupé Piasentina stone Gres Laminam In-Side sliding midway unit.

5. GAP

Canale attrezzato filotop in alluminio laccato opaco nero.

Kitchen counterback in matt black lacquered aluminium flush with the wortop.

6. KABINSPACE

Cabina dispensa; Kabin anta scorrevole guide a scomparsa vetro Dekor sac dark.

Cupboard; Kabin with receding sliding doors and hidden runners in dark sac Dekor glass.

7. ANTIS POD_CABINET

Antis colonne olmo Michelangelo e maniglia Pod alluminio laccato nero assoluto opaco, Cabinet colonna dispensa con ante rientranti.

Antis tall units in Michelangelo elm and matt absolute black lacquered aluminium Pod handles. Cupboard Cabinet with receding doors.

TELERO ANTIS

MONOCHROME #3

VETRO DEKOR SAC DARK
OLMO MICHELANGELO
DARK SAC DEKOR GLASS
MICHELANGELO ELM







AMBROGIO
Elemento sopratop con screen motorizzato
Countertop unit with electric shutter



TELERO GR

Vetro Dekor sac dark
Dark sac Dekor glass

FIT

Accessori rovere grigio e alluminio nero
Grey oak and black aluminium accessories



HORIZON
Boiserie
Wall panelling

MOTUS
Elemento scorrevole
Sliding midway unit



IMAGE KITCHEN
Basi a giorno in metallo
Metal open base units

SPACE ISOLA
Accessori portaoggetti
Utility racks





MOOVE
Piano snack scorrevole
Sliding breakfast bar

KABINSPACE

Kabin anta scorrevole guide a scomparsa
Sliding-door Kabin with hidden runners





CABINET DISPENSA

Colonna anta rientrante con ripiano estraibile acciaio inox e schiena olmo Michelangelo
Tall unit with receding door and pull-out stainless steel shelf: Michelangelo elm back panel

MONOCHROME #3

TELERO ANTIS

**1. TELERO GR**

Basi frontali telaio alluminio anodizzato nero e vetro Dekor sac dark, gole e zoccoli alluminio anodizzato nero spazzolato H.8 cm, piano top vetro Dekor sac dark sp.1,3 cm.

Base unit fronts with black anodized aluminium frames and dark sac Dekor glass panels, brushed black anodized aluminium grooves and 8-cm high plinths, 1.3 cm-thick dark sac Dekor glass worktop.

2. TELERO GR ISOLA

Basi frontali telaio alluminio anodizzato nero e vetro Dekor sac dark, gole e zoccoli alluminio anodizzato nero spazzolato H.8 cm, piano top acciaio finitura inox invecchiato sp.0,4 cm.

Base unit fronts with black anodized aluminium frames and dark sac Dekor glass panels, brushed black anodized aluminium grooves and 8-cm high plinths, 0.4-cm thick antique stainless steel worktop.

3. AMBROGIO

Colonna sopratop struttura olmo Michelangelo e screen motorizzato in tessuto grigio.

Worktop-supported tall unit in Michelangelo elm, with grey fabric motorized screen.

4. HORIZON_MOTUS

Boiserie Horizon laccato Super Matt caligine con elemento scorrevole Motus in alluminio anodizzato nero.

Super Matt haze lacquered Horizon wall panelling with black anodized aluminium Motus sliding midway unit.

5. IMAGE KITCHEN

Basi a giorno in metallo verniciato nero goffrato integrato nel blocco isola.

Open base unit system in embossed black coated metal built into the island.

6. SPACE ISOLA

Accessori in alluminio portaoggetti. Aluminium utility racks.

7. MOOVE

Piano snack scorrevole olmo Michelangelo.

Sliding breakfast table in Michelangelo elm.

8. ANTIS POD_CABINET

Antis colonne olmo Michelangelo e maniglia Pod alluminio laccato nero assoluto opaco, Cabinet colonna dispensa e piano estraibile acciaio inox.

Antis tall units in Michelangelo elm with matt absolute black lacquered aluminium Pod handles. Cupboard Cabinet and stainless steel pull-out top.

9. KABINSPACE

Cabina dispensa, Kabin anta scorrevole guide a scomparsa vetro Dekor sac dark.

Cupboard; Kabin with receding sliding doors and hidden runners in dark sac Dekor glass.

TELERO

CONTRAST #3

GRES LAMINAM PIETRA GREY
LACCATO SUPER MATT BIANCO
EUCALIPTO TERMOTRATTATO
GREY STONE GRES LAMINAM
SUPER MATT WHITE LACQUER
THERMOTREATED EUCALYPTUS







HORIZON
Boiserie
Wall panelling



TELERO HA
Basi gres Laminam pietra grey
Grey stone Gres Laminam base units

EASY LINE
Accessori noce canaletto
American walnut accessories



UP
Boiserie
Wall panelling

TECA
Pensili
Wall units



OPEN

Basi a giorno
Open base units

EASY LINE

Accessori noce canaletto
American walnut accessories

CONTRAST #3

TELERO

**1. TELERO HA**

Basi e pensile frontali telaio alluminio finitura titanio e gres Laminam pietra grey, gole e zoccoli alluminio anodizzato nero spazzolato H.8 cm, piano top sp.1,2 cm e coprifianchi sp.0,6 cm gres Laminam pietra grey.

Base and wall units with framed fronts in titanium finish aluminium and grey stone Gres Laminam, 8-cm high brushed black anodized aluminium plinths, 1.2-cm thick worktop and 0.6-cm thick finishing side panels in grey stone Gres Laminam.

2. HORIZON

Boiserie laccato Super Matt bianco con pannello scorrevole in gres Laminam pietra grey.

White Super Matt lacquered wall panelling with sliding panel in grey stone Gres Laminam.

3. TECA

Pensili telaio testa di moro e vetro fumé, struttura eucalipto termotrattato.

Wall units with dark brown frames and smoked glass panels, thermotreated eucalyptus structure.

4. OPEN

Basi a giorno in eucalipto termotrattato.
Thermotreated eucalyptus open base units.

5. UP

Boiserie Up pannelli eucalipto termotrattato e ripiani Bank vetro fumé con luce LED.

Thermotreated eucalyptus Boiserie Up wall panels fitted with smoked glass Bank shelves and LED lights.

6. THIN

Piano snack laccato nero assoluto opaco.
Matt absolute black lacquered breakfast bar.

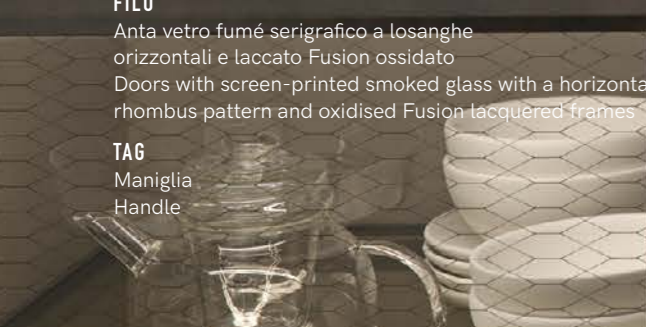
FILÒ

NATURAL #3

LACCATO FUSION OSSIDATO
VETRO FUMÉ SERIGRAFATO
EUCALIPTO TERMOTRATTATO
OXIDIZED FUSION LACQUER
SCREEN-PRINTED SMOKED GLASS
THERMOTREATED EUCALYPTUS







FILÒ

Anta vetro fumé serigrafico a losanghe orizzontali e laccato Fusion ossidato
Doors with screen-printed smoked glass with a horizontal rhombus pattern and oxidised Fusion lacquered frames

TAG

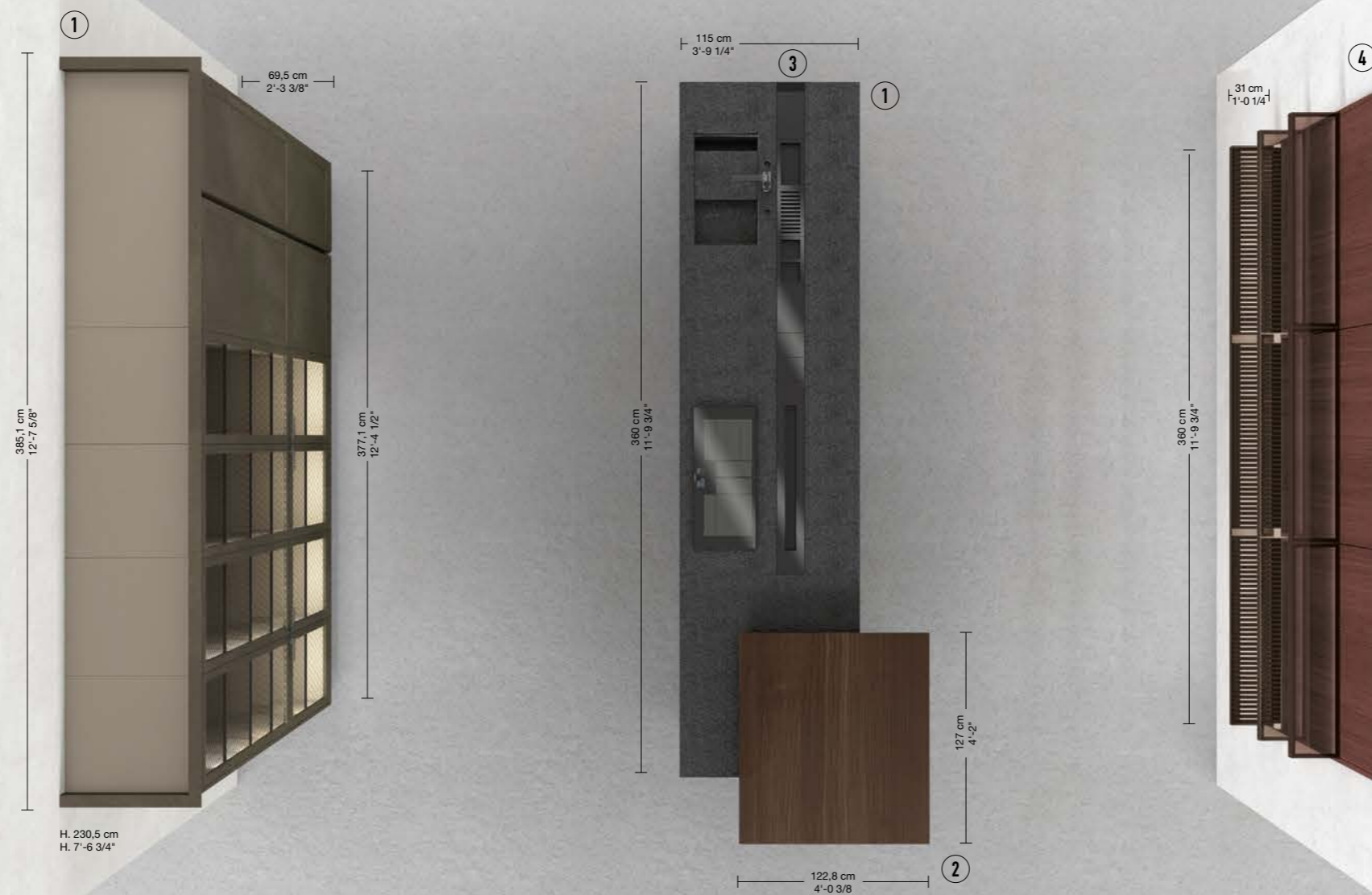
Maniglia
Handle



UP
Boiserie
Wall panelling

GAP
Canale attrezzato filotop
Flush kitchen counterback

NATURAL #3

FILÒ
**1. FILÒ**

Basi frontali e colonne laccato Fusion ossidato e vetro fumé serigrafico a losanghe orizzontali, gole e zoccoli H.8 cm alluminio anodizzato nero spazzolato, piano top sp.2 cm in gres Laminam nero assoluto.

Base units, fronts and tall units in oxidised Fusion lacquer and screen-printed smoked glass with a horizontal rhombus pattern, grooves and 8-cm high plinths in brushed black anodized aluminium, 2-cm thick worktop in absolute black Gres Laminam.

2. MOOVE

Piano snack scorrevole eucalipto termotrattato.

Thermotreated eucalyptus sliding breakfast bar.

3. GAP

Canale attrezzato filotop in alluminio laccato opaco nero con cappa a scomparsa.

Kitchen counterback in matt black lacquered aluminium with downdraft cooker hood.

4. UP

Boiserie Up pannelli eucalipto termotrattato e ripiani Bank vetro fumé con luce LED.

Thermotreated eucalyptus Boiserie Up wall panels fitted with smoked glass Bank shelves and LED lights.

FREE STEEL

MONOCHROME #4

ACCIAIO INOX SATINATO
SATIN-FINISH STAINLESS STEEL






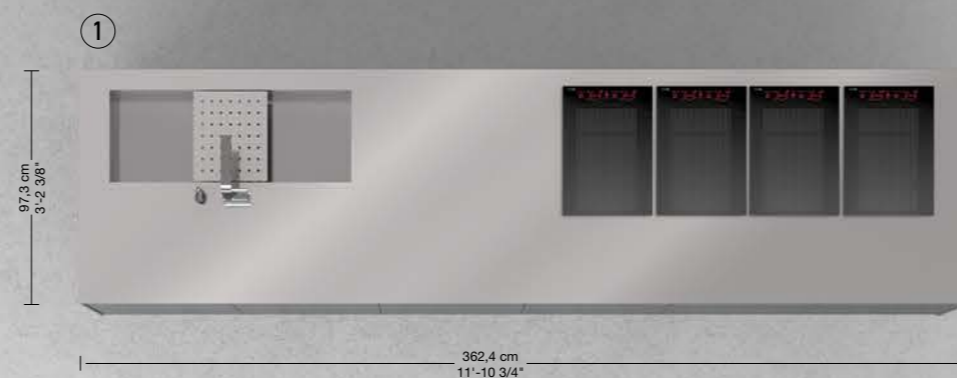


FREE STEEL
Basi acciaio inox satinato
Satin-finish stainless steel base units



MONOCHROME #4

FREE STEEL

**1. FREE STEEL**

Basi, pensili e colonne frontali acciaio inox satinato, gole e zoccoli acciaio inox, piano top sp. 1,2 cm acciaio inox.

Base units, wall units and tall units with satin-finish stainless steel fronts, stainless steel grooves and plinths, 1.2-cm thick stainless steel worktop.

2. HORIZON

Boiserie acciaio inox e laccato Super Matt bianco ottico con accessori magnetici liberamente posizionabili.

Wall panelling in stainless steel and Super Matt optic white lacquer with magnetic accessories that can be positioned on request.

3. CABINET

Colonna dispensa con ante rientranti in acciaio inox satinato.

Cupboard with receding doors in satin-finish stainless steel.



KITCHEN ATMOSPHERE



SYSTEM

CONTENIMENTO STORAGE UNITS

KABINSPACE

Strutture per l'organizzazione
dello spazio
Structures that organise spaces



KABINSPACE

Kabin anta scorrevole guide a scomparsa
Sliding-door Kabin with hidden runners



CONTENIMENTO STORAGE UNITS

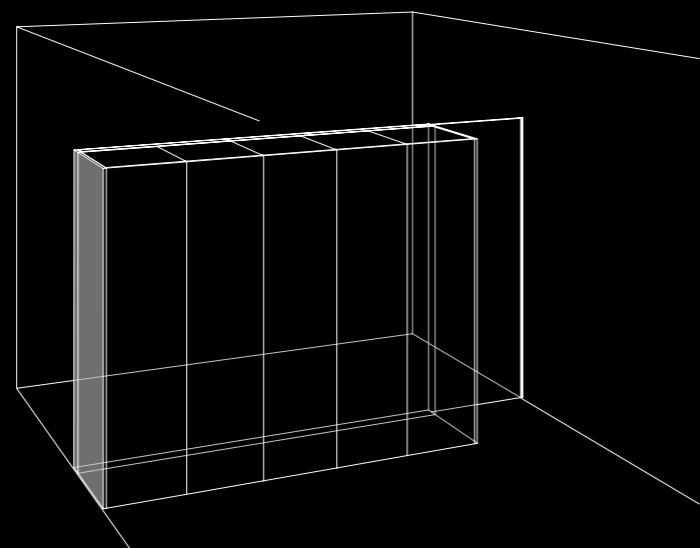
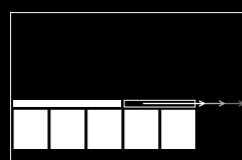
KABINSPACE

Meccanismo fissato alla schiena delle colonne
Mechanism fixed to the back panel of tall units

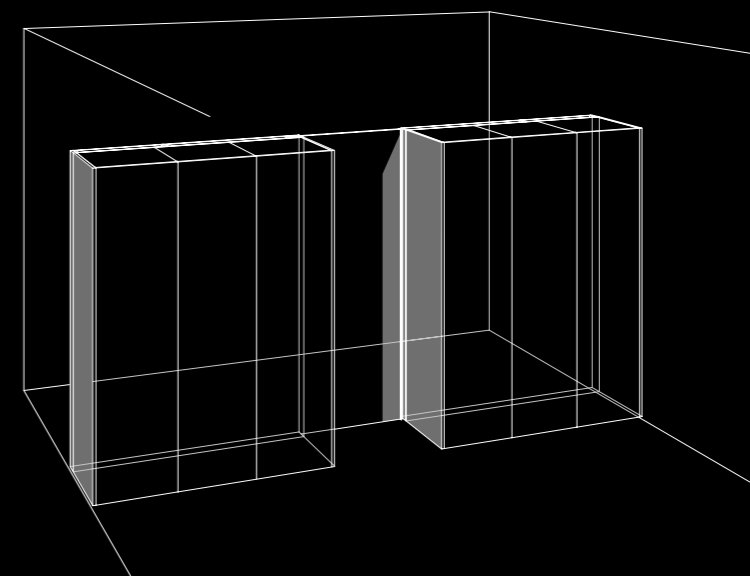
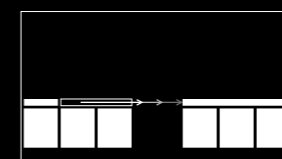
Kabinspace è un innovativo sistema che consente di generare lo spazio e ottenere con grande libertà zone di contenimento senza interventi strutturali. È costituito da mobili retro finiti concepiti come architetture e da un esclusivo elemento con ante scorrevoli, la cui particolarità è l'assenza di guide inferiori o superiori. Completa il sistema la colonna angolo esterno.

Kabinspace is an innovative system that generates space and creates storage areas with great freedom and without any need for structural work. It consists of cabinets that are finished on the back and conceived as architectural elements, and of an exclusive, sliding-door element that has no top or bottom runners. An external corner tall unit completes the system.

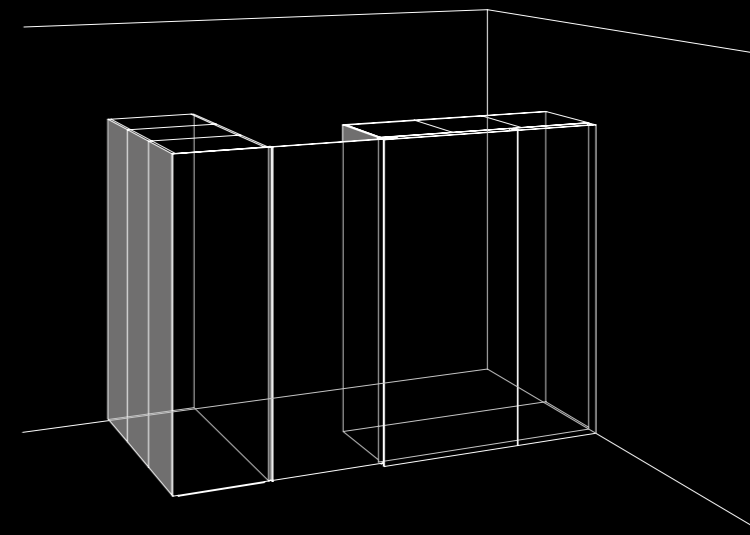
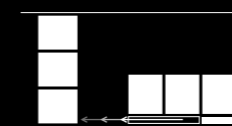
#1



#2

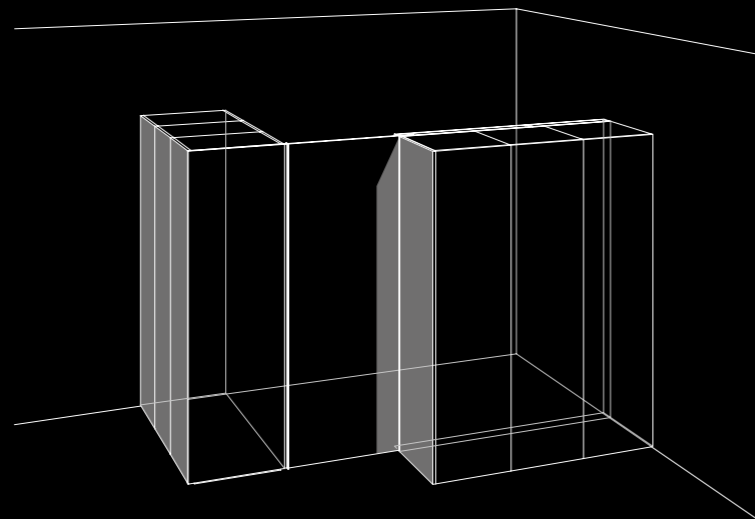
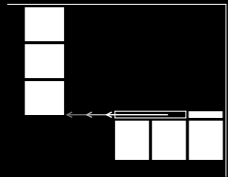


#3

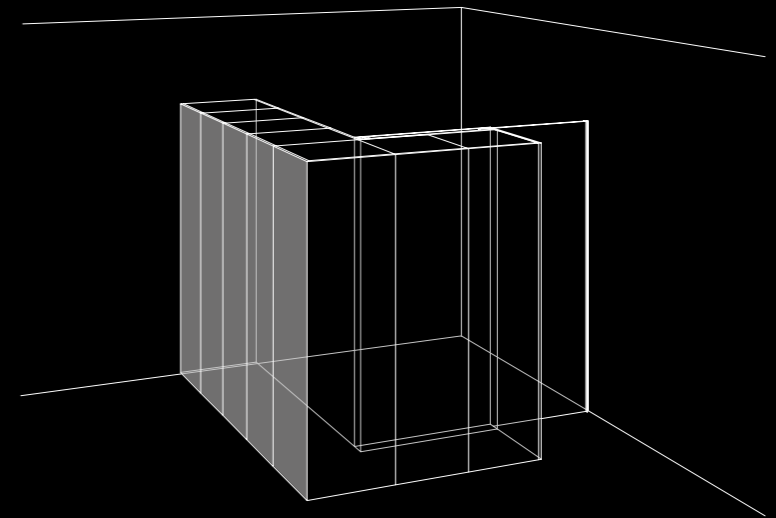
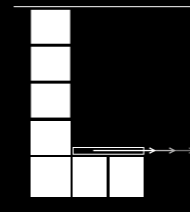


—

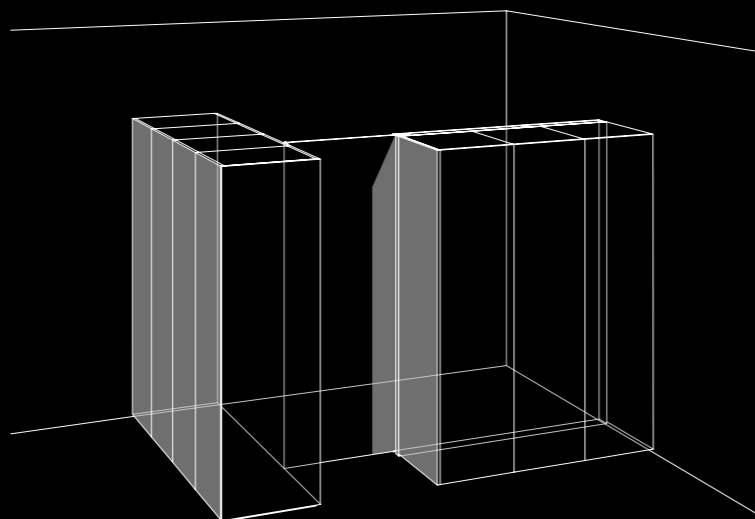
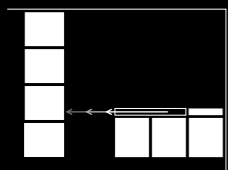
#4



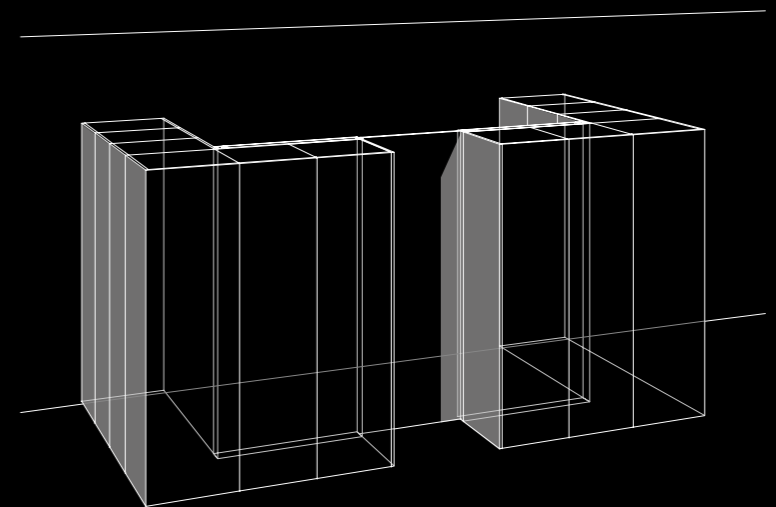
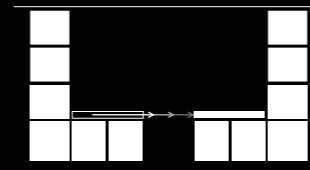
#6



#5



#7





COLONNA ANGOLO ESTERNO
Colonna angolo esterno
External corner tall unit



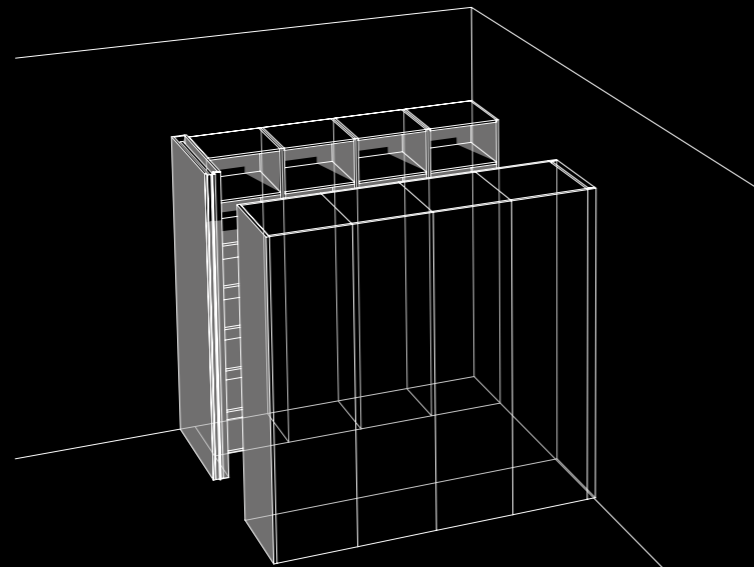
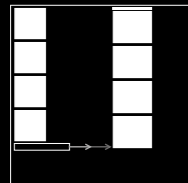
KABINSPACE
Kabin anta scorrevole guide a scomparsa
Sliding-door Kabin with hidden runners

CONTENIMENTO STORAGE UNITS

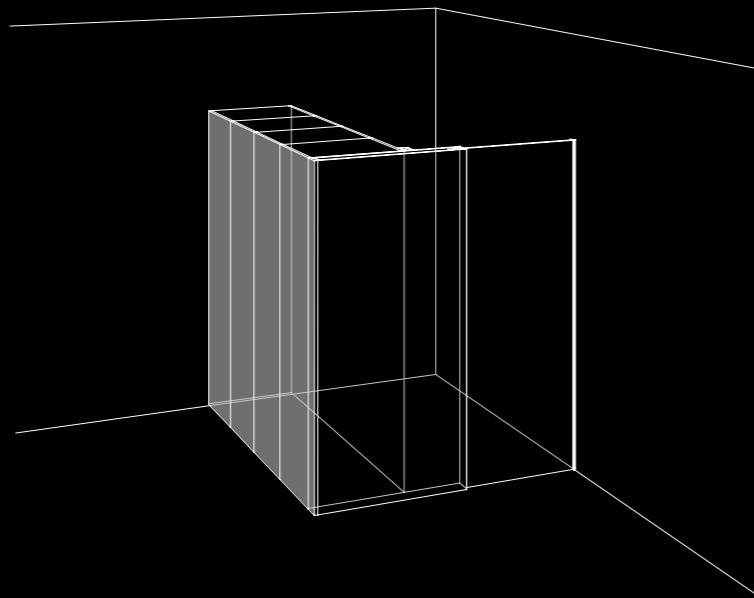

KABINSPACE

Meccanismo fissato al fianco delle colonne
Mechanism fixed to the side panel of tall units

#1



#2

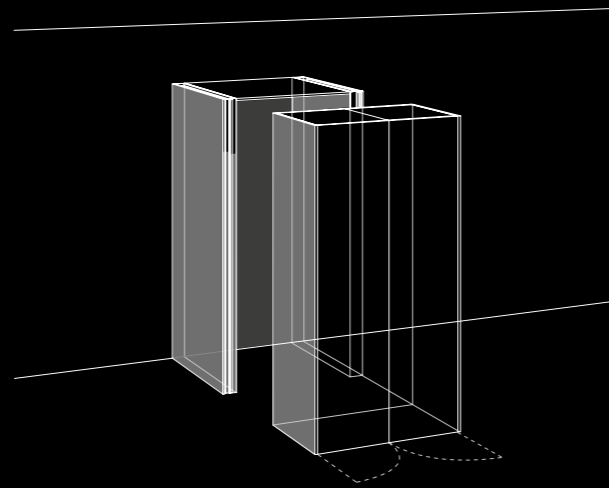
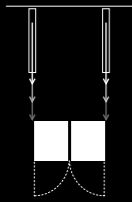


CONTENIMENTO STORAGE UNITS

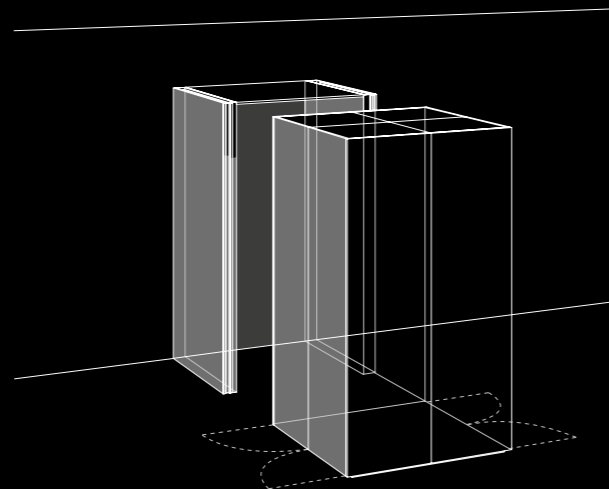
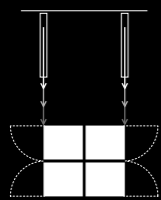
KABINSPACE

Meccanismo rivolto verso il vano interno
Mechanism facing the inner opening

#1



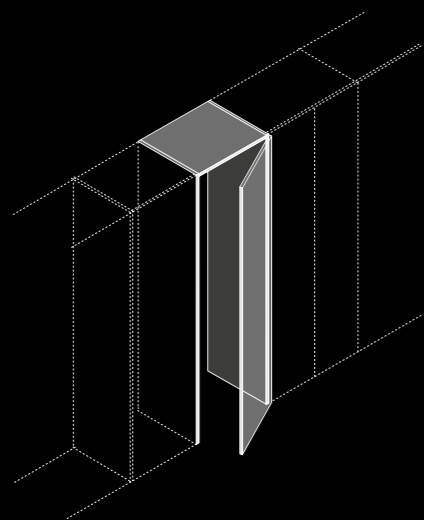
#2



CONTENIMENTO STORAGE UNITS

KABINSPACE

Portale passante, anta battente
Passageway structure with hinged door



CONTENIMENTO STORAGE UNITS

CORNER BOX

Cabina dispensa ad angolo
Corner cupboard



CORNER BOX

Cabina angolo dispensa predisposta per elettrodomestici, attrezzata con ripiani, accessori in metallo e colonna a giorno con ripiano estraibile in acciaio inox.
Corner cupboard designed to contain electrical appliances; fitted with shelves, metal accessories and an open tall unit with a pull-out shelf in stainless steel.



CORNER BOX

Cabina dispensa ad angolo attrezzata con ripiani
Corner cupboard fitted with shelves



CONTENIMENTO STORAGE UNITS

CORNER BOX


Cabina dispensa ad angolo
Corner cupboard

Corner Box è un sistema evoluto di cabine ad angolo pensato per moltiplicare lo spazio; può essere attrezzato a piacere con ripiani, accessori o colonne oppure può ospitare elettrodomestici, lavatrice, asciugatrice... Le diverse configurazioni di apertura permettono una totalità di accessibilità.

Corner Box is an advanced corner cupboard system designed to multiply space. It can be fitted at will with shelves, accessories or tall units or it can house small household appliances, a washing machine, a dryer, etc. Various opening methods ensure total access to the unit.


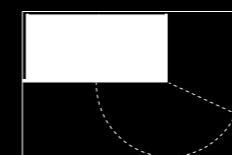
#1

1 anta sx
L. 150 cm
1 lh door
W. 150 cm



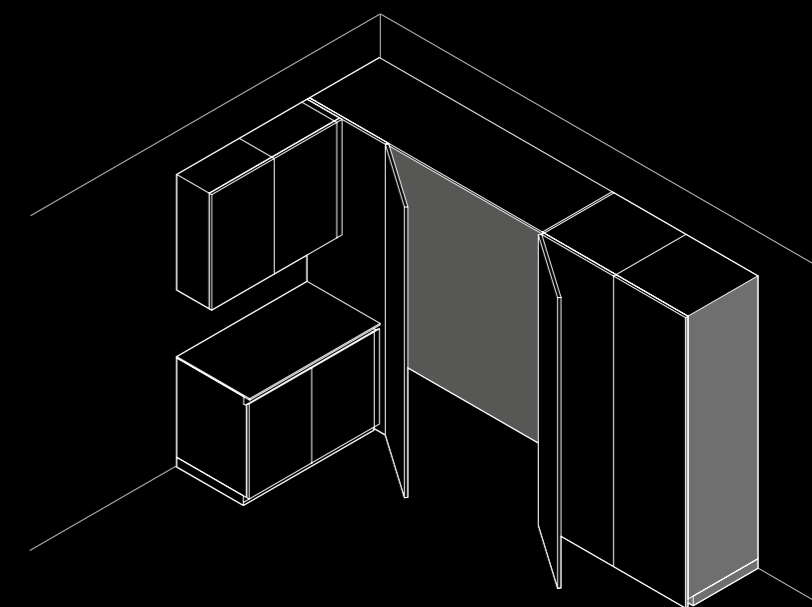
#2

1 anta dx
L. 150 cm
1 rh door
W. 150 cm



#3

2 ante
L. 225 cm
2 doors
W. 225 cm



CONTENIMENTO STORAGE UNITS

COLONNE
AD ANGOLO
PER FORNO
CORNER
TALL UNITS
FOR OVEN



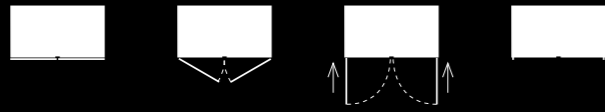
LEMANS ARENA PURE
Sistema estraibile finitura antracite
Anthracite-finish pull-out system



CONTENIMENTO STORAGE UNITS

CABINET DISPENSA
CUPBOARD CABINET

2 ante L. 138 cm
2 doors W. 138 cm



CONTENIMENTO STORAGE UNITS

CABINET SINGOLO
SINGLE CABINET

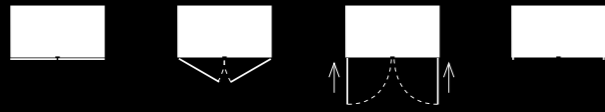
1 anta L. 69 cm
1 door W. 69 cm



CONTENIMENTO STORAGE UNITS

CABINET KITCHEN
KITCHEN CABINET

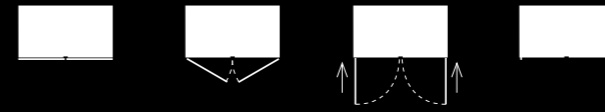
2 ante L. 138 cm
2 doors W. 138 cm



CONTENIMENTO STORAGE UNITS

CABINET ELDOM
APPLIANCE-HOUSING CABINET

2 ante L. 138 cm
2 doors W. 138 cm



CONTENIMENTO STORAGE UNITS

COLONNE
ANTE COMPLANARI
TALL UNITS WITH
FLUSH-CLOSING SLIDING DOORS



2 ante L. 90 cm
2 doors W. 90 cm



2 ante L. 120 cm
2 doors W. 120 cm

ELEMENTI A GIORNO OPEN UNITS

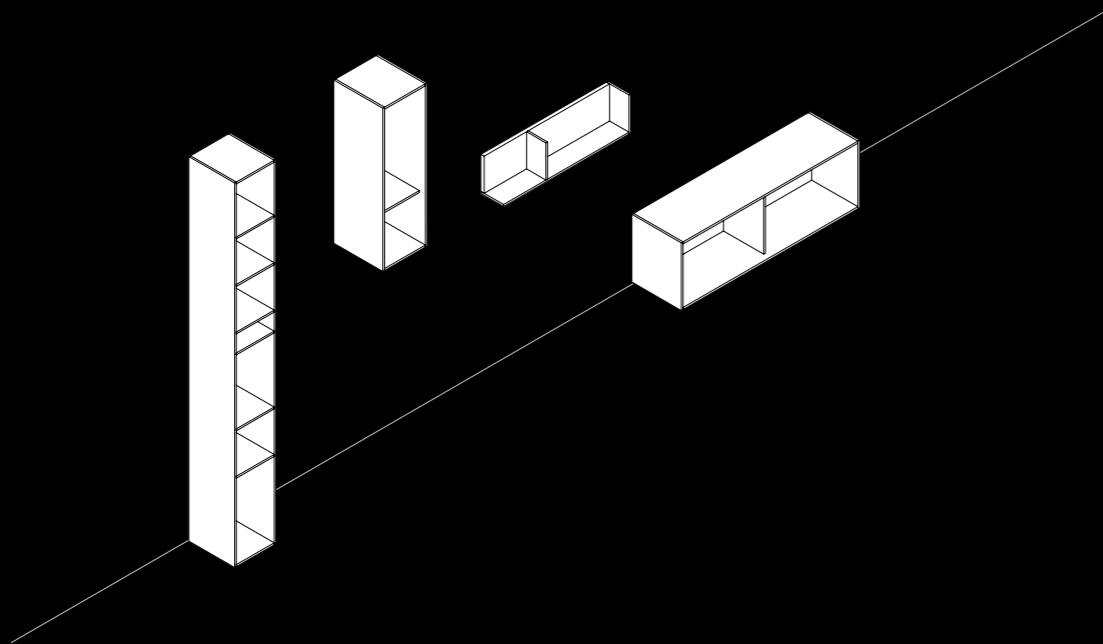
PUZZLE 12

Colonne a giorno P. 33,3 cm
Open tall units D. 33.3 cm

Pensili P. 33,3 cm
Wall units D. 33.3 cm

Pensili P. 16 cm
Wall units D. 16 cm

Elementi da appoggio P. 33,3 cm
Open units D. 33.3 cm



PUZZLE 12
Elementi in appoggio a giorno
Open units

PUZZLE 12

Colonne a giorno con accessori
Open tall units with accessories





PUZZLE 12
Colonne a giorno
Open tall units





PUZZLE 12
Pensili a giorno
Open wall units



ELEMENTI A GIORNO OPEN UNITS

PUZZLE PLUS

Pensili e colonne a giorno
Open tall and wall units



ELEMENTI A GIORNO OPEN UNITS



OPEN

Basi a giorno
Open base units



ANTE VETRO GLASS DOORS

TECA



TECA
Cerniere ammortizzate, presa maniglia integrata
Soft-close hinges, integrated grip channel





TECA

Anta telaio alluminio testa di moro e vetro extrachiario, struttura TSS Piave
Door with dark brown aluminium frame and extralight glass, Piave TSS structure

PUZZLE 12

Elementi a giorno laccato Super Matt nero assoluto con accessori
Open units in absolute black Super Matt lacquer with accessories

TECA
Anta vetro
Glass door



ANTE VETRO GLASS DOORS

FRAME



FRAME
Telaio alluminio, cornice laccato cashmere e vetro extrachiario
Aluminium frame, cashmere lacquer and extralight glass




FRAME

Telaio alluminio, cornice laccato nero assoluto e vetro fumé
Aluminium frame, absolute black lacquer and fumé glass

BOISERIE WALL PANELLING

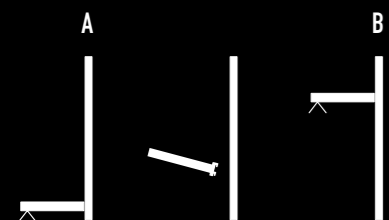
—
UP





UP
Boiserie
Wall panelling

UP
Ripiani privi di cavo elettrico, luce LED alimentata automaticamente al contatto con il profilo cremagliera elettrificato. Shelves are not provided with electric wiring. The LED lights are connected automatically by being in contact with the powered slotted rail.



BOISERIE WALL PANELLING

HORIZON





HORIZON

Boiserie acciaio inox e laccato bianco ottico opaco
Wall panelling in stainless steel and matt optic white lacquer



HORIZON
Accessori magnetici
Magnetic accessories



HORIZON
Mensola acciaio inox
Stainless steel shelf

BOISERIE_ACCESSORI WALL PANELLING_ACCESSORIES

HORIZON_MOTUS

Elemento scorrevole
Sliding midway unit



BOISERIE WALL PANELLING

MAGNETOLAB

Schienale magnetico Fenix NTM® nero Ingo
Ingo black Fenix NTM® magnetic backsplash





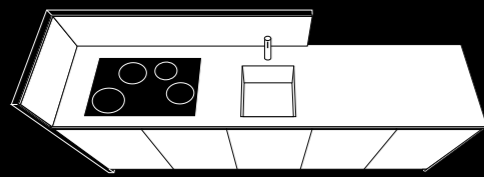
MAGNETOLAB

Schienale magnetico vetro bianco ottico opaco, accessori titanio
Matt optic white glass magnetic backsplash with titanium accessories

BOISERIE WALL PANELLING

PAK

Pannelli divisori
Partition panels



PAK
Tipo A
Type A



PAK
Tipo D
Type D



PAK
Tipo C
Type C

PIANI SNACK BREAKFAST BARS

RONDÒ

Piano snack circolare,
gamba Minus in alluminio nero satinato
Round breakfast bar,
Minus leg in satin-finish black aluminium



PIANI SNACK BREAKFAST BARS

EAT

Piano snack scorrevole
Sliding breakfast bar



PIANI SNACK BREAKFAST BARS

MOOVE

Piano snack scorrevole
Sliding breakfast bar



PIANI SNACK BREAKFAST BARS

THIN

Piano snack
Breakfast bar



PIANI SNACK BREAKFAST BARS

PIANO TAVOLO
TABLE TOP



INCLINA
Piano tavolo 45° sp.4 cm sagomato con gamba Frame
Shaped, 4-cm thick table top with 45° edge and Frame leg



PIANO TAVOLO
Piano tavolo sp.4 cm sagomato con gamba Flat
Shaped, 4-cm thick table top with Flat leg

ACCESSORI ACCESSORIES

SPACE ISOLA

Accessori in alluminio portaoggetti
Aluminium utility racks



ACCESSORI ACCESSORIES

SPACE

Accessori in alluminio portaoggetti
Aluminium utility racks






SPACE
Accessori in alluminio portaoggetti
Aluminium utility racks

ACCESSORI ACCESSORIES

GAP

Canale attrezzato filotop
Flush kitchen counterback





GAP
Canale attrezzato flotop
Flush kitchen counterback



ACCESSORI ACCESSORIES

CASSETTI E CESTONI
DRAWERS AND DEEP DRAWERS





NOVA PRO SCALA
Estrazioni finitura stone
Stone-finish pull-outs

FIT
Accessori rovere grigio e alluminio nero
Grey oak and black aluminium accessories



NOVA PRO SCALA
Estrazioni finitura stone
Stone-finish pull-outs

FIT
Accessori rovere grigio e alluminio nero
Grey oak and black aluminium accessories



NOVA PRO SCALA
Estrazioni finitura stone
Stone-finish pull-outs

NOVA PRO CRYSTAL PLUS
Estrazioni finitura stone e vetro fumé
Stone-finish and smoked glass pull-outs

FIT
Accessori rovere grigio e alluminio nero
Grey oak and black aluminium accessories



NOVA PRO SCALA
Estrazioni finitura stone
Stone-finish pull-outs

EASY LINE
Accessori noce canaletto
American walnut accessories



NOVA PRO SCALA
Estrazioni finitura stone
Stone-finish pull-outs

MOPLEN
Accessori in polipropilene
Polypropylene accessories



NOVA PRO SCALA
Estrazioni finitura stone
Stone-finish pull-outs

MOPLEN
Accessori in polipropilene
Polypropylene accessories



NOVA PRO SCALA
Estrazioni finitura stone
Stone-finish pull-outs

MOPLEN
Accessori in polipropilene
Polypropylene accessories



NOVA PRO SCALA
Estrazioni finitura stone
Stone-finish pull-outs

FIT
Accessori rovere grigio e alluminio nero
Grey oak and black aluminium accessories

ACCESSORI ACCESSORIES

BASI E COLONNE ATTREZZATE
BASE AND TALL UNITS WITH ACCESSORIES



PREMIO ARENA STYLE
Sistema estraibile finitura antracite
Anthracite-finish pull-out system



LAVIDO ARENA STYLE
Sistema estraibile doppio finitura antracite
Anthracite-finish double pull-out system



TANDEM ARENA PURE
Sistema estraibile finitura antracite
Anthracite-finish pull-out system



TANDEM ARENA STYLE
Sistema estraibile finitura antracite
Anthracite-finish pull-out system



230A PRO
Sistema estraibile finitura orione
Orione-finish pull-out system



295+ PRO
Sistema estraibile finitura orione
Orione-finish pull-out system



DISPENSA ARENA STYLE
Sistema estraibile finitura antracite
Anthracite-finish pull-out system



DISPENSA JUNIOR ARENA PURE
Sistema estraibile finitura antracite
Anthracite-finish pull-out system



TURN MOTION ARENA PURE
Sistema estraibile finitura antracite
Anthracite-finish pull-out system



IMOVE
Sistema estraibile finitura antracite
Anthracite-finish pull-out system



LEMANS ARENA STYLE

Sistema estraibile finitura antracite
Anthracite-finish pull-out system



MAGIC CORNER ARENA STYLE

Sistema estraibile finitura antracite
Anthracite-finish pull-out system



LAVASTOVIGLIE PER GOLLA
DISHWASHER FOR GROOVE
L.60 cm con due cestoni
60-cm wide with two deep drawer fronts




LAVASTOVIGLIE PER GOLLA
DISHWASHER FOR GROOVE
L.75 cm cassetto + cestone e vano a giorno
L.75 cm anta intera e vano a giorno
75-cm wide with drawer + deep drawer front and open compartment
75-cm wide with full-height door and open compartment

ACCESSORI ACCESSORIES

MULTIPRESE
MULTI-SOCKETS




PORT



Ricarica induzione wireless
Wireless induction charger



KAPSA



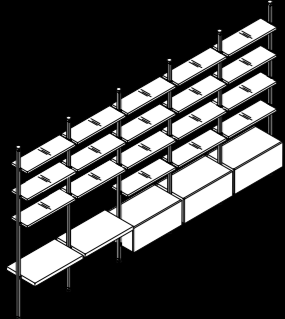
TWIST



INCLINATA

LIBRERIE SHELVING SYSTEMS

TOTEM

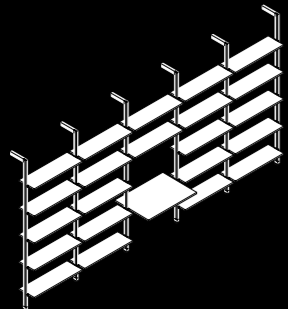


TOTEM
Libreria a soffitto
Floor-to-ceiling shelving system





TOTEM
Libreria a soffitto
Floor-to-ceiling shelving system



TOTEM
Libreria a parete
Floor-to-wall shelving system



LIBRERIE SHELVING SYSTEMS

—
IMAGE





IMAGE
Libreria
Shelving system

KITCHEN ATMOSPHERE

—
TECH



MANIGLIE
HANDLES



POD
Maniglia orizzontale integrata
Integrated horizontal handle



POD
Maniglia verticale integrata anta intera
Vertical handle integrated in the entire door panel



PRO
Maniglia orizzontale integrata
Integrated horizontal handle



TONDONE


Maniglia in ferro godronato laccato nero
Handle in black lacquered, knurled iron



GOLE
GROOVES



SINUS
Maniglia orizzontale integrata
Integrated horizontal handle



SINUS
Maniglia verticale integrata
Integrated vertical handle

TELERO

FINITURE FINISHES

GRES

Gres Laminam
Gres Laminam In-Side

VETRI GLASS

Vetro Dekor opaco / Matt Dekor glass
Vetro opaco / Matt glass
Vetro lucido / Gloss glass

FINITURE TELAIO FRAME FINISHES

ALLUMINIO ALUMINIUM

Titanio / Titanium
Nero assoluto / Absolute black

MANIGLIA HANDLE

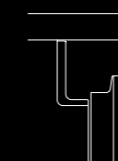
HA



Frontali telaio alluminio
+ pannello multimateriale
con maniglia integrata
Aluminium frame fronts
+ multi-material panel
with integrated handle

GOLA GROOVE

GR



Frontali telaio alluminio
+ pannello multimateriale
con profilo gola
Aluminium frame fronts
+ multi-material panel
with groove



Bordo perimetrale interno inclinato a 45° in alluminio anodizzato, lavorazione millerighe. Finitura interno pannello coordinata con il telaio.
The inner edge of the anodized aluminium frame has a 45° slant and a ribbed finish. The finish of the reverse side of the panel is coordinated with the frame.

ANTIS

FINITURE FINISHES

LACCATO LACQUERS

Laccato opaco texturizzato / Textured matt lacquer
 Laccato Super Matt / Super Matt lacquer
 Laccato lucido spazzolato / Brushed gloss lacquer
 Fusion - laccato effetto acciaio / Fusion - steel-effect lacquer
 Satin - laccato effetto acciaio satinato / Satin - satin-finish steel effect lacquer

FENIX


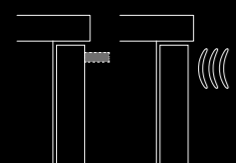
Fenix NTA®
 Fenix NTM®

LEGNO WOOD

Wood Caneté
 Rovere texture / Textured oak
 Noce - rovere Materia / Materia walnut - oak
 Olmo naturale / Natural elm
 Eucalipto termotrattato / Thermotreated eucalyptus

MANIGLIA HANDLE

PLAN



Frontali bordo dritto con maniglia a ridosso o apertura push-pull
 Straight-edged fronts with attachable handle or push-pull opening

FLY



Frontali bordo dritto con maniglia FLY
 Straight-edged fronts with FLY handle

POD



Frontali bordo dritto con maniglia POD
 Straight-edged fronts with POD handle

PRO

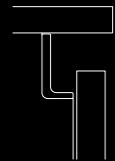


Frontali bordo dritto con maniglia PRO
 Straight-edged fronts with PRO handle

ANTIS

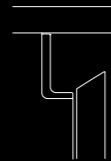
GOLA GROOVE

PLAN



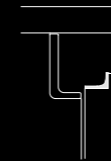
Frontali bordo dritto
con profilo gola
Straight-edged fronts
with groove

33



Frontali bordo inclinato 33°
con profilo gola
33° slanted-edged
fronts with groove

SINUS



Frontali bordo dritto con
maniglia SINUS e profilo gola
Straight-edged fronts with
SINUS handle and groove

LAIN

FINITURE FINISHES

ECOLACCATO

TSS

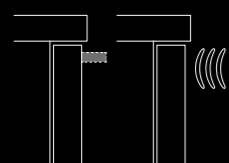
TSS materico / Textured TSS
 TSS poro registro / Textured wood-grain effect TSS
 TSS Imprimé (effetto malta) / Imprimé TSS (cement effect)
 TSS Turner (effetto nuvolato) / Turner TSS (cloudy effect)
 TSS tinta unita / Solid colour TSS

TECNOLAMINA MATT MATT TECNOLAMINA

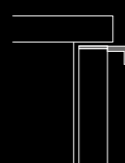
RESPET®

MANIGLIA HANDLE

PLAN



FLY



POD



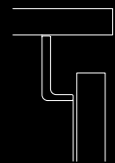
PRO



LAIN

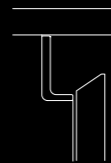
GOLA GROOVE

PLAN



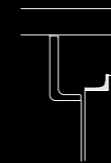
Frontali bordo dritto
con profilo gola
Straight-edged fronts
with groove

33



Frontali bordo inclinato 33°
con profilo gola
33° slanted-edged
fronts with groove

SINUS



Frontali bordo dritto con
maniglia SINUS e profilo gola
Straight-edged fronts with
SINUS handle and groove

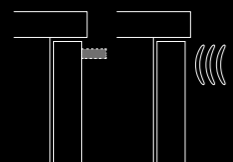
FILÒ

FINITURE FINISHES

LACCATO LACQUERS

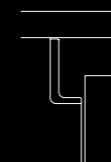
Laccato opaco texturizzato / Textured matt lacquer
Fusion - laccato effetto acciaio / Fusion - steel-effect lacquer

MANIGLIA HANDLE



Frontali telaio con maniglia a ridosso o apertura push-pull (nell'immagine maniglia TAG)
Frame fronts with attachable handle or push-pull opening (TAG handle shown)

GOLA GROOVE



Frontali telaio con profilo gola
Frame fronts with groove

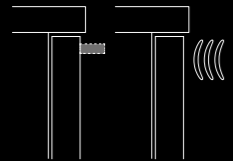
FREE STEEL

FINITURE FINISHES

ACCIAIO INOX STAINLESS STEEL

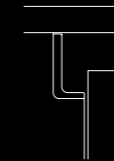
Acciaio inox satinato / Satin-finish stainless steel

MANIGLIA HANDLE



Frontali telaio con maniglia a ridosso o apertura push-pull (nell'immagine maniglia REGULA)
Frame fronts with attachable handle or push-pull opening (REGULA handle shown)

GOLA GROOVE



Frontali bordo dritto con profilo gola
Straight-edged fronts with groove

FRANÇAIS

P. 05

UN DESIGN QUI GÉNÈRE DE LA PLACE

Un design qui génère de la place, des systèmes cuisines et des éléments de rangement qui deviennent des structures architecturales. Un potentiel conceptuel s’inspirant non seulement de l’architecture et de la haute couture, mais surtout de l’art contemporain. Trois moods, trois goûts différents qui interprètent tout autant de styles intérieurs : « Monochrome », « Contrast » et « Natural ».

P. 06

SYSTÈMES D’OUVERTURE Systèmes d’ouverture personnalisés : des poignées et des gorges pratiques et uniques. **KABINSPACE** Structures pour l’organisation de l’espace avec porte coulissante Kabin et meubles finis à l’arrière. **CORNER BOX** Colonne garde-manger d’angle aménageable selon les divers besoins de rangement. **COLONNE D’ANGLE EXTÉRIEUR** Colonne d’angle extérieur avec deux portes battantes pour un accès total. **COLONNES H.243-267 CM** Colonnes créées pour une exploitation maximale de l’espace, allant du sol jusqu’au plafond. **PORTE AU SOL** De nouvelles modularités au design minimaliste avec porte allant jusqu’au sol pour éléments bas et colonnes. **PUZZLE 12** Système modulaire de colonnes, d’éléments hauts et d’éléments ouverts à poser, ép. 12 mm. **IMAGE KITCHEN** Éléments bas ouverts en métal, élégants et robustes, créés pour une installation dans un îlot ou dans un agencement en épi. **AMBROGIO** Élément à poser sur plan avec volet roulant électrique en tissu, étagères Bank et panneau de fond rétroéclairé. **MOTUS** Élément coulissant à installer contre la boiserie Horizon, escamotable s’il est associé à l’élément Ambrogio. **EAT** Plan snack coulissant pour îlot ou péninsule. **TOTEM** Système bibliothèque/rayonnage aménageable, en version murale ou en version sol-plafond.

P. 09

MONOCHROME

« Monochrome » est une sélection de finitions et de matériaux monochromes où la continuité de la couleur est synonyme de pouvoir : ici, la vedette est la couleur bleu sarcelle déclinée dans différentes matières. Ce mood, qui a comme valeur la forme épurée, s’inspire des œuvres de Jorrit Tornquist et de sa recherche continueelle fondée sur la couleur et sur la capacité de la lumière de modifier les surfaces en exaltant leur charge expressive.

P. 11

CONTRAST

« Contrast » est le lieu des contrastes de couleurs et du dialogue entre les opposés. On remarque les associations entre le blanc optique et le noir décliné dans différentes matières comme le Wood Caneté black et le Gres Laminam In-Side Cardoso noir ou bien entre le verre Dekor Palladio light avec le noir Marquina et le TSS Turner dark. Ce mood s’inspire de l’œuvre d’Alberto Biasi, reconnu comme le protagoniste de l’art optique et cinétique.

P. 13

NATURAL

« Natural » représente le regard sur la nature. Des surfaces matières et authentiques comme le noyer noir Materia, l’orme Michelangelo, le Gres Laminam In-Side pierre piasentina taupe et le verre Dekor Sac medium associés aux coloris boue, brouillard et ponce déclinés dans les différentes matières. Ce goût se lie harmonieusement aux originaux « objets trouvés » de Lorenzo Mariami, nom d’artiste L’orMa.

P. 44

TELERO ANTIS LAIN Monochrome #1

1. TELERO GR Éléments bas îlot P.61 cm, façades avec cadre en aluminium noir et verre Dekor sac medium, profil gorge et socle en aluminium anodisé noir brossé, plan de travail en acier inox satiné ép.0,4 cm.
2. ANTIS POD Colonnes H.243 cm avec porte au sol en Wood Caneté black et poignée Pod en aluminium noir absolu mat, socle H.8 cm en Wood black lisse. Cabinet, colonnes à portes rentrantes.
3. LAIN POD Éléments bas avec façades en TSS ponce, poignées Pod et socle H.8 cm en aluminium laqué ponce mat, plan de travail en Gres Laminam noir absolu ép.1,2 cm. Boiserie Up avec panneaux en TSS ponce et étagères Bank en verre fumé avec éclairage leds.
4. KABINSPACE Porte coulissante Kabin avec rails invisibles en Wood Caneté black. Panneaux de finition au dos des colonnes en Wood black lisse.
5. COLONNE D’ANGLE EXTÉRIEUR Colonne d’angle extérieur avec deux portes battantes en Wood Caneté black.
6. TOTEM Bibliothèque murale avec structure en aluminium laqué bruni, étagères ép.2,2 cm et bureau ép.6 cm en TSS ponce.
7. SPACE ISOLA Accessoires porte-objets en aluminium.
8. IMAGE KITCHEN Système d’éléments bas ouverts en métal laqué noir gaufré intégré dans le bloc îlot.
9. EAT Plan snack coulissant en Wood black lisse, ép.7,5 cm.

P. 64

TELERO ANTIS Contrast #1

1. TELERO GR Éléments bas L.150 cm deux casseroliers avec façades en Gres Laminam In-Side Cardoso noir; éléments hauts, plan de travail ép.2 cm et boiserie en Gres Laminam In-Side Cardoso noir ; profil gorge et socle H.6 cm en aluminium anodisé noir brossé.
2. ANTIS POD Colonnes H.226 cm avec portes au sol laquées blanc optique Super Matt, poignées Pod et socle en aluminium laqué blanc optique mat.
3. KABINSPACE Porte coulissante Kabin avec rails invisibles en verre stratifié blanc optique mat ép.0,8 cm. Panneaux de finition au dos des colonnes laqués blanc optique Super Matt.
4. COLONNE D’ANGLE EXTÉRIEUR Colonne d’angle extérieur avec deux portes battantes à 45°, laquée blanc optique Super Matt.
5. PUZZLE 12 Colonnes ouvertes laquées blanc optique Super Matt.
6. TOTEM Bibliothèque sol-plafond avec structure en aluminium laqué bruni, meubles fermés avec façades en Wood Caneté brown, bureaux en Wood brown lisse, étagères Bank en verre fumé.

P. 82

ANTIS Natural #1

1. ANTIS POD Éléments bas tiroir+casserolier et éléments bas îlot double profondeur P.61 cm / P.31,1 cm avec façades laquées boue Super Matt, poignées Pod et socle H.8 cm en aluminium laqué boue, plan de travail en Inalco MDI silk camel natural ép.1,2 cm.
2. AMBROGIO Élément à poser sur plan avec structure en noyer noir Materia, côtés ép.0,6 cm en Fenix NTM® noir Ingo, panneau de fond à leds Solaris, étagères Bank et volet roulant électrique en tissu gris.
3. HORIZON_MOTUS Boiserie Horizon en noyer noir Materia avec élément coulissant Motus en aluminium anodisé noir.
4. TECA Éléments hauts avec portes avec cadre marron foncé et verre fumé, structure en noyer noir Materia.
5. SPACE ISOLA Accessoires porte-objets en aluminium.
6. PUZZLE 12 Éléments ouverts à poser laqués boue Super Matt.
7. RONDÒ Plan snack rond en noyer noir Materia.
8. ANTIS Colonnes H.267 cm avec porte au sol en noyer noir Materia, poignées Tondone en fer moleté laqué noir.
9. CORNER BOX Colonne garde-manger d’angle avec deux portes en noyer noir Materia, poignées Tondone en fer moleté laqué noir.
10. COLONNE D’ANGLE EXTÉRIEUR Colonne d’angle extérieur avec deux portes battantes à 45° en noyer noir Materia.

P. 96

LAIN Monochrome #2

1. LAIN 33 Éléments bas avec façades en Ecolaccato bleu sarcelle, profil gorge et socle H.6 cm en aluminium laqué bleu sarcelle mat, plan de travail en Fenix NTM® noir Ingo ép.4 cm. Colonnes avec façades en Ecolaccato bleu sarcelle, profil gorge et socle H.6 cm en aluminium laqué bleu sarcelle mat.
2. LAIN 33 ÎLOT Éléments bas îlot P.61 cm avec façades en Ecolaccato bleu sarcelle, profil gorge et socle H.6 cm en aluminium laqué bleu sarcelle mat, plan de travail P.98,1 cm, plateau de table L.98,1 cm et jambages en Fenix NTM® noir Ingo ép.4 cm.
3. TOTEM Bibliothèque sol-plafond avec structure en aluminium laqué bruni et étagères en Ecolaccato bleu sarcelle.

P. 114

LAIN Contrast #2

1. LAIN SINUS Éléments bas à porte battante L.75 cm, éléments bas tiroir+casserolier L.75 cm et éléments hauts avec façades en Ecolaccato brouillard, profil gorge et socle H.8 cm en aluminium laqué brouillard mat, plan de travail en Inalco MDI umbra marr bouchardé ép.1,2 cm. Éléments bas îlot avec portes au sol en Ecolaccato brouillard, profil gorge et socle H.8 cm en aluminium laqué brouillard mat, plan de travail en Inalco MDI umbra marr bouchardé ép.1,2 cm. Colonnes avec portes en TSS Turner dark, poignées Sinus et socle H.8 cm en aluminium anodisé noir brossé.
2. PUZZLE 12 Éléments hauts ouverts en TSS Tagliamento. Colonne ouverte en TSS Tagliamento.
3. GAP Canal équipé affleurant en aluminium laqué noir mat.
4. CORNER BOX Colonne garde-manger d’angle à une porte en TSS Turner dark et poignée Slide laquée noir mat.
5. COLONNE D’ANGLE EXTÉRIEUR Colonne d’angle extérieur avec deux portes battantes en TSS Turner dark.

P. 130

TELERO ANTIS Natural #2

1. ANTIS 33 Éléments bas avec façades laquées boue Super Matt avec chant supérieur incliné à 33°, joues coupées à 45°, gorges et socles en aluminium laqué boue mat, plan de travail en Gres Laminam In-Side pierre piasentina taupe finition naturelle.
2. TELERO HA Façades avec cadre en aluminium anodisé noir et Gres Laminam In-Side pierre piasentina taupe finition naturelle, socles H.8 cm en aluminium anodisé noir brossé, plan de travail en Gres

Laminam In-Side pierre piasentina taupe finition naturelle ép.1,2 cm.
3. TECA Éléments hauts avec portes avec cadre marron foncé et verre fumé, structure en orme Michelangelo.
4. HORIZON Boiserie Horizon laquée boue Super Matt avec élément coulissant en Gres Laminam In-Side pierre piasentina taupe finition naturelle.
5. GAP Canal équipé affleurant en aluminium laqué noir mat.
6. KABINSPACE Armoire garde-manger; porte coulissante Kabin avec rails invisibles en verre Dekor sac dark.
7. ANTIS POD_CABINET Antis, colonnes en orme Michelangelo et poignées Pod en aluminium laqué noir absolu mat. Cabinet, colonne garde-manger à portes rentrantes.

P. 148

TELERO ANTIS Monochrome #3

1. TELERO GR Éléments bas avec façades avec cadre en aluminium anodisé noir et verre Dekor sac dark, gorges et socles H.8 cm en aluminium anodisé noir brossé, plan de travail en verre Dekor sac dark ép.1,3 cm.
2. TELERO GR ÎLOT Éléments bas avec façades avec cadre en aluminium anodisé noir et verre Dekor sac dark, gorges et socles H.8 cm en aluminium anodisé noir brossé, plan de travail en acier inox vieilli ép.0,4 cm.
3. AMBROGIO Colonne à poser sur plan avec structure en orme Michelangelo et volet roulant électrique en tissu gris.
4. HORIZON_MOTUS Boiserie Horizon laquée brouillard Super Matt avec élément coulissant Motus en aluminium anodisé noir.
5. IMAGE KITCHEN Système d’éléments bas ouverts en métal laqué noir gaufré intégré dans le bloc îlot.
6. SPACE ISOLA Accessoires porte-objets en aluminium.
7. MOOVE Plan snack coulissant en orme Michelangelo.
8. ANTIS POD_CABINET Antis, colonnes en orme Michelangelo et poignées Pod en aluminium laqué noir absolu mat. Cabinet, colonne garde-manger et tablette escamotable en acier inox.
9. KABINSPACE Armoire garde-manger; porte coulissante Kabin avec rails invisibles en verre Dekor sac dark.

P. 160

TELERO Contrast #3

1. TELERO HA Éléments bas et hauts avec façades avec cadre en aluminium finition titane et Gres Laminam pierre grey, gorges et socles H.8 cm en aluminium anodisé noir brossé, plan de travail ép.1,2 cm et joues ép.0,6 cm en Gres Laminam pierre grey.
2. HORIZON Boiserie laquée blanc Super Matt avec panneau coulissant en Gres Laminam pierre grey.
3. TECA Éléments hauts avec portes avec cadre marron foncé et verre fumé, structure en eucalyptus

thermotraité.
4. OPEN Éléments bas ouverts en eucalyptus thermotraité.
5. UP Boiserie Up avec panneaux en eucalyptus thermotraité et étagères Bank en verre fumé avec éclairage leds.
6. THIN Plan snack laqué noir absolu mat.

P. 170

FILÒ Natural #3

1. FILÒ Éléments bas et colonnes avec façades avec cadre laqué Fusion oxydé et verre fumé sérigraphié avec losanges horizontaux, gorges et socles H.8 cm en aluminium anodisé noir brossé, plan de travail ép.2 cm en Gres Laminam noir absolu.
2. MOOVE Plan snack coulissant en eucalyptus thermotraité.
3. GAP Canal équipé affleurant en aluminium laqué noir mat avec hotte escamotable.
4. UP Boiserie Up avec panneaux en eucalyptus thermotraité et étagères Bank en verre fumé avec éclairage leds.

P. 180

FREE STEEL Monochrome #4

1. FREE STEEL Éléments bas, éléments hauts et colonnes avec façades en acier inox satiné, gorges et socles en acier inox, plan de travail ép.1,2 cm en acier inox.
2. HORIZON Boiserie en acier inox et laqué blanc optique Super Matt avec accessoires magnétiques en position libre.
3. CABINET Colonne garde-manger à portes rentrantes en acier inox satiné.

P. 188

KABINSPACE

Kabinspace est un innovant système qui permet de créer de la place et d’obtenir en toute liberté des espaces de rangement sans aucune œuvre de maçonnerie. Il se constitue de meubles avec face arrière finie, conçus comme des éléments d’architecture et d’un élément à portes coulissantes unique dont la particularité consiste à n’avoir ni rail haut ni rail bas. La colonne d’angle extérieur complète le système.

P. 206

CORNER BOX

Corner Box est un innovant système d’armoires d’angle créé pour multiplier l’espace à disposition. Il peut être équipé de tablettes, d’accessoires ou de colonnes ou bien on pourra y loger un lave-linge, un sèche-linge… Les différentes possibilités d’ouverture permettent un accès total à l’intérieur de l’armoire.

ESPAÑOL

P. 05

EL DISEÑO QUE GENERA ESPACIO

El diseño que genera espacio, los sistemas de cocina y los elementos de almacenamiento se convierten en estructuras arquitectónicas. Un potencial de diseño inspirado no solo en la arquitectura y la alta costura sino sobre todo en el arte contemporáneo. Tres aspectos, tres áreas de gusto que interpretan otros tantos estilos habitativos: Monochrome, Contrast y Natural.

<p>P. 06</p> <p>TIPOS DE APERTURA Tipos de apertura personalizados: prácticos y exclusivos tiradores y perfiles rebajados. KABINSPACE Estructuras para la organización del espacio con puerta corredera Kabin y muebles acabados en la parte trasera. CORNER BOX Despensa de esquina que se puede equipar como se desee para cumplir cualquier necesidad de almacenamiento. COLUMNA DE ESQUINA EXTERIOR Columna de esquina exterior con dos puertas batientes para el acceso total. COLUMNS H 243-267 CM Columnas diseñadas para aprovechar al máximo el espacio, desde el suelo hasta el techo. PUERTA HASTA EL SUELO Nueva modularidad y diseño minimalista con la puerta hasta el suelo para muebles bajos y columnas. PUZZLE 12 Sistema modular de columnas, colgantes y elementos abiertos de sobreponer, de 12 mm de espesor. IMAGE KITCHEN Muebles bajos abiertos de metal, elegantes y robustos, diseñados para su incorporación a islas o penínsulas. AMBROGIO Elemento sobre encimera con cierre de tela motorizado, estantes Bank y trasera retroiluminada. MOTUS Elemento portaobjetos corredero en la boiserie Horizon, escamoteable si se combina con Ambrogio. EAT Barra de comidas rápidas extraíble de 7,4 cm de espesor para la zona de trabajo de isla o península. TOTEM Sistema de librería que se puede equipar con estantes, versión de pared o de suelo a techo.</p>
<p>P. 09</p> <p>MONOCHROME</p> <p>Monochrome es una selección de acabados y materiales monocromáticos en los que predomina la continuidad cromática: aquí el verde azulado es el protagonista en sus variantes matéricas. Este aspecto que tiene como valor principal la mera esencialidad se inspira en las obras de Jorrit Tornquist y su continua investigación basada en el color y la capacidad de la luz para modificar las superficies, potenciando su poder expresivo.</p>

P. 11

CONTRAST

Contrast es el lugar de los contrastes de color y del diálogo entre opuestos. Las combinaciones de blanco óptico y negro destacan en las variantes cromáticas como el Wood Caneté black y el gres Laminam In-Side Cardoso negro o el cristal Dekor Palladio light con el negro Marquina y el TSS Turner dark. Este aspecto se inspira en la obra de Alberto Biasi, renombrado protagonista del arte óptico cinético.

<p>P. 13</p> <p>NATURAL</p> <p>Natural es la mirada hacia la naturaleza. Superficies matéricas y auténticas como el nogal negro materia, el olmo Michelangelo, el gres Laminam In-Side piedra piasentina taupé y el cristal Dekor Sac medium combinados con los colores fango, calina y pómez en todas sus variantes matéricas. Esta área del gusto está armoniosamente vinculada a los originales objet trouvé de Lorenzo Mariani, también conocido como L'orMa.</p>

P. 44

TELERO ANTIS LAIN Monochrome #1

1. TELERO GR Muebles bajos de isla P 61 cm frentes con marco de aluminio negro y cristal Dekor sac medium, perfil rebajado y zócalo anodizado negro cepillado, encimera de acero inoxidable satinado de 0,4 cm de espesor.
2. ANTIS POD Columnas H 243 cm con puerta hasta el suelo Wood Caneté black y tirador Pod de aluminio negro absoluto mate, zócalo Wood liso black H 8 cm. Cabinet columnas con puertas retraídas.
3. LAIN POD Muebles bajos con frentes de TSS pómez, tirador Pod y zócalo de aluminio lacado mate pómez H 8 cm, encimera de gres Laminam negro absoluto de 1,2 cm de espesor. Boiserie Up paneles de TSS pómez y estantes Bank de cristal fumé con luz LED.
4. KABINSPACE Kabin puerta corredera con guías ocultas Wood Caneté black. Puertas con el mismo acabado que la parte trasera de las columnas Wood liso black.
5. COLUMNA DE ESQUINA EXTERIOR Columna de esquina exterior con dos puertas batientes Wood Caneté black.
6. TOTEM Librería de pared, estructura de aluminio pintado bruñido, estantes de 2,2 cm de espesor y escritorio TSS pómez de 6 cm de espesor.
7. SPACE ISLA Accesorios de almacenamiento de aluminio.
8. IMAGE KITCHEN Sistema de muebles bajos abiertos de metal pintado en negro texturizado integrados en el bloque de la isla.
9. EAT Barra de comidas rápidas corredera Wood liso black de 7,5 cm de espesor.

P. 64

TELERO ANTIS Contrast #1

1. TELERO GR Muebles bajos A 150 cm con doble gaveta y frentes en gres Laminam In-Side Cardoso negro; colgantes, encimera de 2 cm de espesor y boiserie de gres Laminam In-Side Cardoso negro; perfil rebajado y zócalo H 6 cm de aluminio anodizado negro cepillado.
2. ANTIS POD Columnas H 226 cm con puerta entera hasta el suelo con acabado lacado Super Matt blanco óptico, tirador Pod y zócalo de aluminio lacado mate blanco óptico.
3. KABINSPACE Kabin puerta corredera con guías ocultas de cristal estratificado blanco óptico mate de 0,8 cm de espesor. Puertas con el mismo acabado que la parte trasera de las columnas lacadas Super Matt blanco óptico.
4. COLUMNA DE ESQUINA EXTERIOR Columna de esquina exterior con dos puertas batientes de 45° con acabado lacado Super Matt blanco óptico.
5. PUZZLE 12 Columnas abiertas lacadas Super Matt blanco óptico.
6. TOTEM Librería de techo, estructura de aluminio pintado bruñido, elementos contenedores con frentes Wood Caneté brown y escritorios Wood liso brown, estantes Bank de cristal fumé.

<p>P. 82</p> <p>ANTIS Natural #1</p> <p>1. ANTIS POD Muebles bajos con cajón + gaveta y muebles bajos de isla doble profundidad P 61 cm / P 31,1 cm frentes lacados Super Matt fango, tirador Pod y zócalo de aluminio lacado fango H 8 cm, encimera Inalco MDI silk camel natural de 1, 2 cm de espesor. 2. AMBROGIO Elemento sobre encimera estructura en nogal negro materia, costados adicionales de 0,6 cm de espesor Fenix NTM® negro Ingo, trasera LED Solaris, estantes Bank y cierre motorizado de tela gris. 3. HORIZON MOTUS Boiserie Horizon en nogal negro materia con elemento corredero Motus de aluminio anodizado negro. 4. TECA Colgantes con marco marrón oscuro y cristal fumé, estructura de nogal negro materia. 5. SPACE ISLA Accesorios de almacenamiento de aluminio. 6. PUZZLE 12 Elementos abiertos de sobreponer con acabado lacado Super Matt fango. 7. RONDÒ Barra de comidas rápidas en nogal negro materia. 8. ANTIS Columnas H 267 cm con puerta entera hasta el suelo en nogal negro materia, tirador Tondone de hierro moleteado lacado negro. 9. CORNER BOX Despensa de esquina con dos puertas en nogal negro materia, tirador Tondone de hierro moleteado lacado negro. 10. COLUMNA DE ESQUINA EXTERIOR Columna de esquina exterior con dos puertas batientes de 45° en nogal negro materia.</p>
--

P. 96

LAIN Monochrome #2

1. LAIN 33 Muebles bajos con frentes en ecolacato verde azulado, perfil rebajado y zócalo H 6 cm de aluminio lacado mate verde azulado, encimera de Fenix NTM® negro Ingo de 4 cm de espesor. Columnas con frentes en ecolaccato verde azulado, perfil rebajado y zócalo H 6 cm de aluminio lacado mate verde azulado.
2. LAIN 33 ISLA Muebles bajos de isla P 61 cm con frentes en ecolaccato verde azulado, perfil rebajado y zócalo H 6 cm de aluminio lacado mate verde azulado, encimera P 98,1 cm, sobre de mesa A 98,1 cm y costados gruesos Fenix NTM® negro Ingo de 4 cm de espesor.
3. TOTEM Librería de techo, estructura de aluminio pintado bruñido, estantes en ecolaccato verde azulado.

<p>P. 114</p> <p>LAIN Contrast #2</p>

1. LAIN SINUS Muebles bajos con puerta batiente A 75 cm, muebles bajos con cajón + gaveta A 75 cm y colgantes con frentes en ecolaccato calina, perfil rebajado y zócalo de aluminio lacado mate calina H 8 cm, encimera abujardada de 1,2 cm de espesor. Muebles bajos de isla con puerta hasta el suelo en ecolaccato calina, perfil rebajado y zócalo de aluminio lacado mate calina H 8 cm, encimera Inalco MDI umbra marr abujardada de 1,2 cm de espesor. Columnas con puertas TSS Turner dark, tirador Sinus y zócalo anodizado negro cepillado H 8 cm.
2. PUZZLE 12 Colgantes abiertos TSS Tagliamento. Columna abierta TSS Tagliamento.
3. GAP Canal equipado a ras de la encimera de aluminio lacado mate negro.
4. CORNER BOX Despensa de esquina con una puerta TSS Turner dark y tirador Slide lacado mate negro.
5. COLUMNA DE ESQUINA EXTERIOR Columna de esquina exterior con dos puertas batientes TSS Turner dark.

<p>P. 130</p> <p>TELERO ANTIS Natural #2</p>
--

1. ANTIS 33 Muebles bajos con frentes con acabado lacado Super Matt fango y borde superior inclinado de 33°, costados con corte de 45°, perfiles rebajados y zócalos de aluminio lacado mate fango, encimera en gres Laminam In-Side piedra piasentina taupé acabado natural.
2. TELERO HA Frentes con marco de aluminio anodizado negro y gres Laminam In-Side piedra piasentina taupé acabado natural, zócalos de aluminio anodizado negro cepillado H 8 cm, encimera en gres Laminam In-Side piedra piasentina taupé acabado natural de 1,2 cm de espesor.

3. TECA Colgantes con marco marrón oscuro y cristal fumé, estructura de olmo Michelangelo.
4. HORIZON Boiserie Horizon con acabado lacado Super Matt fango con elemento corredero en gres Laminam In-Side piedra piasentina taupé acabado natural.
5. GAP Canal equipado a ras de la encimera de aluminio lacado mate negro.
6. KABINSPACE Despensa de esquina; Kabin puerta corredera con guías ocultas cristal Dekor sac dark.
7. ANTIS POD_CABINET Antis columnas de olmo Michelangelo y tirador Pod de aluminio lacado mate negro absoluto, Cabinet columna despensa con puertas retraídas.

<p>P. 148</p> <p>TELERO ANTIS Monochrome #3</p>

1. TELERO GR Muebles bajos con frentes con marco de aluminio anodizado negro y cristal Dekor sac dark, perfiles rebajados y zócalos en aluminio anodizado negro cepillado H 8 cm, encimera de cristal Dekor sac dark de 1,3 cm de espesor.
2. TELERO GR ISLA Muebles bajos con frentes con marco de aluminio anodizado negro y cristal Dekor sac dark, perfiles rebajados y zócalos de aluminio anodizado negro cepillado H 8 cm, encimera de acero con acabado inox envejecido de 0,4 cm de espesor.

3. AMBROGIO Columna sobre encimera con estructura de olmo Michelangelo y cierre motorizado de tela gris.
4. HORIZON MOTUS Boiserie Horizon lacada Super Matt calina con elemento corredero Motus en aluminio anodizado negro.
5. IMAGE KITCHEN Sistema de muebles bajos abiertos de metal pintado en negro texturizado integrados en el bloque de la isla.
6. SPACE ISLA Accesorios de almacenamiento de aluminio.
7. MOOVE Barra de comidas rápidas corredera en olmo Michelangelo.
8. ANTIS POD_CABINET Antis columnas de olmo Michelangelo y tirador Pod de aluminio lacado mate negro absoluto, Cabinet columna despensa y tablero extraíble de acero inoxidable.
9. KABINSPACE Despensa de esquina; Kabin puerta corredera con guías ocultas cristal Dekor sac dark.

<p>P. 160</p> <p>TELERO Contrast #3</p>

1. TELERO HA Muebles bajos y colgante con frentes con marco de aluminio acabado en titanio y gres Laminam piedra grey, perfiles rebajados y zócalos de aluminio anodizado negro cepillado H 8 cm, encimera de 1,2 cm de espesor y costados adicionales de 0,6 cm de espesor en gres Laminam piedra grey.
2. HORIZON Boiserie lacada Super Matt blanco con panel deslizante de gres Laminam piedra grey.
3. TECA Colgantes con marco marrón

oscuro y cristal fumé, estructura de eucalipto termotratado.
4. OPEN Muebles bajos abiertos en eucalipto termotratado.
5. UP Boiserie Up paneles de eucalipto termotratado y estantes Bank de cristal fumé con luz LED.
6. THIN Barra de comidas rápidas con acabado lacado mate negro absoluto.

<p>P. 170</p> <p>FILÒ Natural #3</p>
--

1. FILÒ Muebles bajos con frentes y columnas en lacado Fusion oxidado y cristal fumé serigrafiado con rombos horizontales, perfiles rebajados y zócalos H 8 cm de aluminio anodizado negro cepillado, encimera de 2 cm de espesor en gres Laminam negro absoluto.
2. MOOVE Barra de comidas rápidas corredera en eucalipto termotratado.
3. GAP Canal equipado a ras de la encimera de aluminio lacado mate negro con campana escamoteable.
4. UP Boiserie Up paneles de eucalipto termotratado y estantes Bank de cristal fumé con luz LED.

<p>P. 180</p> <p>FREE STEEL Monochrome #4</p>

1. FREE STEEL Muebles bajos, colgantes y columnas con frentes en acero inox. satinado, perfiles rebajados y zócalos de acero inox., encimera de 1,2 cm de espesor de acero inox.
2. HORIZON Boiserie de acero inox. y lacado Super Matt blanco óptico con accesorios imantados de libre colocación.
3. CABINET Columna despensa con puertas retraídas en acero inox. satinado.

<p>P. 188</p> <p>KABINSPACE</p>

Kabinspace es un sistema innovador que permite generar espacio y obtener zonas de almacenamiento con gran libertad sin obras estructurales. Consiste en muebles acabados en la parte trasera concebidos como elementos arquitectónicos y un elemento exclusivo con puertas correderas, cuya peculiaridad es la ausencia de guías inferiores o superiores. La columna de esquina exterior completa el sistema.

<p>P. 206</p> <p>CORNER BOX</p>

Despensa de esquina predispuesta para la lavadora. Equipada con baldas, accesorios de metal y columna abierta con balda extraíble de acero inoxidable.

DEUTSCH

P. 05

Ein Design, das den Raum bestimmt

Ein Design, das den Raum bestimmt, Küchensysteme und Stauraumelemente, die zu architektonischen Strukturen werden. Ein Gestaltungspotenzial, das sich nicht nur an der Architektur und der Haute Couture inspiriert, sondern vor allem durch die zeitgenössische Kunst beeinflusst wird. Drei Atmosphären, drei verschiedene Looks, die ebenso viele Wohnstile interpretieren: Monochrome, Contrast und Natural.

P. 06

ÖFFNUNGSARTEN Individuelle Öffnungsarten: praktische und exklusive Griffe und Griffprofile. **KABINSPACE** Strukturen zur Organisation des Raumangebots mit Schiebetür Kabin und Möbeln mit ausgefertigter Rückseite. **CORNER BOX** Eck-Vorratsschrank, der nach Belieben ausgestattet werden kann, um allen Stauraum- anforderungen gerecht zu werden. **ÄUSSERER ECKHOCHSCHRANK** Äußerer Eckhochschrank mit zwei Drehtüren für volle Zugänglichkeit. **HOCHSCHRÄNKE H. 243-267 CM** Hochschränke, die für eine maximale Raumausnutzung vom Boden bis zur Decke reichen. **BODENGLEICHE TÜR** Eine neue Modularität mit minimalistischem Design mit bodengleicher Tür für Unter- und Hochschränke. **PUZZLE 12** Ein Modulsystem aus offenen Hochschränken, Oberschränken und Aufsatzelementen, St. 12 mm. **IMAGE KITCHEN** Offene Unterschränke aus Metall, elegant und widerstandsfähig, die sich perfekt in Insel- und Halbinselelemente einfügen lassen. **AMBROGIO** Aufsatzelement für die Arbeitsplatte mit motorisiertem Sichtschutz aus Stoff, Fachböden Bank und Rückwand mit Hintergrundbeleuchtung. **MOTUS** Verschiebbares Element für Küchenutensilien auf Wandverkleidung Horizon, in Kombination mit Ambrogio verdeckt montiert. **EAT** Verschiebbare Snacktheke St. 7,4 cm für Arbeitszone mit Insel- oder Halbinselelement. **TOTEM** Mit Borden ausstattbares Bücherregalsystem, Wandversion oder mit Boden- und Deckenbefestigung.

P. 09

MONOCHROME

Monochrome ist eine Auswahl an einfarbigen Ausführungen und Materialien, deren Stärke in der chromatischen Kontinuität liegt: Hier wird Oktanblau in seinen Werkstoffvarianten zum Hauptdarsteller. Diese Wohnatmosphäre, die reine Wesentlichkeit zur ihrem Hauptmerkmal gewählt hat, lässt sich von den Werken Jorrit Tornquists und seiner fortlaufenden Erforschung der Farbe und der Fähigkeit des Lichts, die Oberflächen zu verändern und ihre ganze Ausdruckskraft hervorzuheben, inspirieren.

P. 11

CONTRAST

Contrast ist ein Ort der Farbkontraste und des Dialogs zwischen Gegensätzen. Ins Auge fallen dabei die Kombinationen zwischen optischem Weiß und Schwarz in den verschiedenen Varianten wie Wood Caneté black und Gres Laminam In-Side Cardoso Schwarz oder Glas Dekor Palladio light mit Schwarz Marquina und TSS Turner dark. Diese Atmosphäre holt sich ihre Anregungen bei Alberto Biasi, einem anerkannten Protagonisten der optisch-kinetischen Kunst.

P. 13

NATURAL

Natural ist ein Blick in Richtung Natur. Werkstoffbetonte und authentische Oberflächen wie Nussbaum Canaletto Materia, Ulme Michelangelo, Gres Laminam In-Side, Piasentinastein Taupé und Glas Sac medium werden mit den Farben Schlamm, Caligine und Bimsstein in all ihren Materialvarianten kombiniert. Dieser Look ist harmonisch mit dem ausgefallenen Objet trouvé von Lorenzo Mariani, Künstlername L’orMa verbunden.

P. 44

TELERO ANTIS LAIN Monochrome #1

1.TELERO GR Insel-Unterschranke T. 61 cm,Fronten mit Rahmen aus schwarzem Aluminium und Glas Dekor Sac medium, Griffprofil und Sockel schwarz eloxiert gebürstet, Abdeckplatte aus satiniertem Edelstahl St. 0,4 cm.
2. ANTIS POD Hochschränke H. 243 cm mit bodengleicher Tür in Wood Caneté black, Griff Pod aus Aluminium in Reinschwarz matt lackiert, Sockel in Wood black glatt H. 8 cm. Hochschränke Cabinet mit seitlich einschiebbaren Türen.
3. LAIN POD Unterschranke mit Fronten in TSS Bimsstein, Griff Pod und Sockel aus Aluminium in Bimsstein matt lackiert H. 8 cm, Abdeckplatte aus Gres Laminam Reinschwarz St. 1,2cm. Wandverkleidung Up mit Platten in TSS Bimsstein und Fachböden Bank aus Glas Fumé mit LED-Beleuchtung.
4. KABINSPACE Schiebetür Kabin mit verdeckt montierten Laufschienen in Wood Caneté black. Rückseite der Hochschränke in Türausführung Wood black glatt.
5. ÄUSSERER ECKHOCHSCHRANK Äußerer Eckhochschrank mit zwei Drehtüren in Wood Caneté black.
6. TOTEM Wand-Bücherregal, Struktur aus brüniertem lackiertem Aluminium, Borde St. 2,2 cm und Schreibtisch St. 6 cm in TSS Bimsstein.
7.SPACE ISOLA Aufbewahrungszubehör aus Aluminium.
8. IMAGE KITCHEN Offenes Unterschranksystem aus schwarz lackiertem gaufriertem Metall für Einsatz in den Inselblock.
9. EAT Verschiebbare Snacktheke in Wood black glatt St. 7,5 cm.

P. 64

TELERO ANTIS Contrast #1

1.TELERO GR Unterschranke B. 150 cm mit doppeltem Schubkasten und Fronten in Gres Laminam In-Side Cardoso Schwarz; Oberschränke, Abdeckplatte St. 2 cm und Wandverkleidung in Gres Laminam In-Side Cardoso Schwarz; Griffprofil und Sockel H. 6 cm aus schwarz eloxiertem und gebürstetem Aluminium.
2. ANTIS POD Hochschränke H. 226 cm mit durchgehender bodengleicher Tür in Optisch Weiß Super Matt lackiert, Griff Pod und Sockel aus Aluminium in Optisch Weiß matt lackiert.
3.KABINSPACE Schiebetür Kabin mit verdeckt montierten Laufschienen aus mattem Verbundglas, Optisch Weiß, St. 0,8 cm. Rückseite der Hochschränke in Türausführung Optisch Weiß Super Matt lackiert.
4.ÄUSSERER ECKHOCHSCHRANK Äußerer Eckhochschrank mit zwei Drehtüren 45° in Optisch Weiß Super Matt lackiert.
5.PUZZLE 12 Offene Hochschränke in Optisch Weiß Super Matt lackiert.
6. TOTEM Bücherregal mit Deckenbefestigung aus brüniertem lackiertem Aluminium, Möbelemente mit Fronten in Wood Caneté brown und Schreibtisch in Wood brown glatt, Fachböden Bank aus Glas Fumé.

P. 82

ANTIS Natural #1

1. ANTIS POD Unterschranke mit Schublade+ Schubkasten und Insel-Unterschranke mit zweifacher Tiefe T. 61 cm / T. 31,1 cm mit Fronten in Schlamm Super Matt lackiert, Griff Pod und Sockel aus Aluminium in Schlamm lackiert H. 8 cm, Abdeckplatte Inalco MDI Silk Camel natural St. 1,2 cm.
2. AMBROGIO Aufsatzelement mit Struktur in Nussbaum Canaletto Materia, seitliche Abdeckungen St. 0,6 cm aus Fenix NTM® Schwarz Ingo, Rückwand LED Solaris, Fachböden Bank und motorisierter Sichtschutz aus grauem Stoff.
3. HORIZON_MOTUS Wandverkleidung Horizon in Nussbaum Canaletto Materia mit verschiebbarem Element Motus aus schwarz eloxiertem Aluminium.
4. TECA Oberschränke mit dunkelbraunem Rahmen und Glas Fumé, Struktur in Nussbaum Canaletto Materia.
5. SPACE ISOLA Aufbewahrungs- und Ablageelemente aus Aluminium.
6. PUZZLE 12 Offene Aufsatzelemente in Schlamm Super Matt lackiert.
7. RONDO Runde Snacktheke in Nussbaum Canaletto Materia.
8. ANTIS Hochschränke H. 267 cm mit durchgehender bodengleicher Tür in Nussbaum Canaletto, Griff Tondone aus schwarz lackiertem geriffeltem Eisen.
9. CORNER BOX Eck-Vorratsschrank mit zwei Türen in Nussbaum Canaletto Materia, Griff Tondone aus schwarz lackiertem geriffeltem Eisen.
10. ÄUSSERER ECKHOCHSCHRANK Äußerer Eckhochschrank mit zwei 45°- Drehtüren in Nussbaum Canaletto Materia.

P. 96

LAIN Monochrome #2

1. LAIN 33 Unterschranke mit Fronten in Ecolaccato Oktanblau, Griffprofil und Sockel H. 6 cm aus Aluminium in Oktanblau matt lackiert, Abdeckplatte aus Fenix NTM® Schwarz Ingo St. 4 cm. Hochschränke mit Fronten in Ecolaccato Oktanblau, Griffprofil und Sockel H. 6 cm aus Aluminium in Oktanblau matt lackiert.
2. LAIN 33 ISOLA Insel-Unterschranke T. 61 cm mit Fronten in Ecolaccato Oktanblau, Griffprofil und Sockel H. 6 cm aus Aluminium in Oktanblau matt lackiert, Abdeckplatte T. 98,1 cm, Tischplatte B. 98,1 cm und Seitenteile aus Fenix NTM® Schwarz Ingo St. 4 cm.
3. TOTEM Bücherregal mit Deckenbefestigung aus brüniertem lackiertem Aluminium, Borde in Ecolaccato Oktanblau.

P. 114

LAIN Contrast #2

1. LAIN SINUS Unterschranke mit Drehtür B. 75 cm, Unterschranke mit Schublade+Schubkasten B. 75 cm und Oberschränke mit Fronten in Ecolaccato Caligine, Griffprofil und Sockel aus Aluminium in Caligine matt lackiert H. 8 cm, Abdeckplatte aus gestocktem Inalco MDI Umbra marr St. 1,2 cm. Insel-Unterschranke mit bodengleicher Tür in Ecolaccato Caligine, Griffprofil und Sockel aus Aluminium in Caligine matt lackiert H. 8 cm, Abdeckplatte aus gestocktem Inalco MDI Umbra marr St. 1,2 cm. Hochschränke mit Türen in TSS Turner dark, Griff Sinus und schwarz eloxierter und gebürsteter Sockel H. 8 cm.
2. PUZZLE 12 Offene Oberschränke in TSS Tagliamento. Offener Hochschrank in TSS Tagliamento.
3.GAP Flächenbündig eingesetzter ausgestatteter Kanal aus schwarz matt lackiertem Aluminium.
4. CORNER BOX Eck-Vorratsschrank mit einer Tür in TSS Turner dark, Griff Slide Schwarz matt lackiert.
5. ÄUSSERER ECKHOCHSCHRANK Äußerer Eckhochschrank mit zwei Drehtüren in TSS Turner dark.

P. 130

TELERO ANTIS Natural #2

1. ANTIS 33 Unterschranke mit Fronten in Schlamm Super Matt lackiert mit oberer Kante mit 33°-Winkel, Seitenwände mit 45°-Zuschnitt, Griffprofile und Sockel aus Aluminium in Schlamm matt lackiert, Abdeckplatte aus Gres Laminam In-Side Piasentinastein Taupé Ausführung Natur.
2. TELERO HA Fronten mit schwarz eloxiertem Aluminiumrahmen und Gres Laminam In-Side Piasentinastein Taupé Ausführung Natur, Sockel aus schwarz eloxiertem und gebürstetem Aluminium H. 8 cm, Abdeckplatte aus Gres Laminam In-Side Piasentinastein Taupé Ausführung Natur St. 1,2 cm.
3. TECA Oberschränke mit dunkelbraunem Rahmen und Glas Fumé, Struktur in Ulme Michelangelo.
4. HORIZON

Wandverkleidung Horizon in Schlamm Super Matt lackiert mit verschiebbarem Element aus Gres Laminam In-Side Piasentinastein Taupé Ausführung Natur.
5. GAP Flächenbündig eingesetzter ausgestatteter Kanal aus schwarz matt lackiertem Aluminium.
6. KABINSPACE Vorratsschrank; Schiebetür Kabin mit verdeckt montierten Laufschienen in Glas Dekor Sac dark.
7. ANTIS POD_CABINET Hochschränke Antis in Ulme Michelangelo und Griff Pod aus Aluminium in Reinschwarz matt lackiert, Vorratsschrank Cabinet mit seitlich einschiebbaren Türen.

P. 148

TELERO ANTIS Monochrome #3

1. TELERO GR Unterschranke mit Fronten mit Rahmen aus schwarz eloxiertem Aluminium und Glas Dekor Sac dark, Griffprofile und Sockel aus schwarz eloxiertem und gebürstetem Aluminium H. 8 cm, Abdeckplatte aus Glas Dekor Sac dark St. 1,3 cm.
2. TELERO GR ISOLA Unterschranke mit Fronten mit Rahmen aus schwarz eloxiertem Aluminium und Glas Dekor Sac dark, Griffprofile und Sockel aus schwarz eloxiertem und gebürstetem Aluminium H. 8 cm, Abdeckplatte aus Stahl in Ausführung antikisierter Edelstahl St. 1,3 cm.
3. AMBROGIO Aufsatz-Hochschrank mit Struktur in Ulme Michelangelo und motorisiertem Sichtschutz aus grauem Stoff.
4. HORIZON_MOTUS Wandverkleidung Horizon in Caligine Super Matt lackiert mit verschiebbarem Element Motus aus schwarz eloxiertem Aluminium.
5. IMAGE KITCHEN Offenes Unterschranksystem aus schwarz lackiertem gaufriertem Metall für Einsatz in den Inselblock.
6. SPACE ISLA Aufbewahrungs- und Ablageelemente aus Aluminium.
7. MOOVE Verschiebbare Snacktheke in Ulme Michelangelo.
8. ANTIS POD_CABINET Hochschränke Antis in Ulme Michelangelo und Griff Pod aus Aluminium in Reinschwarz matt lackiert, Vorratsschrank Cabinet und ausziehbarer Fachboden aus Edelstahl.
9. KABINSPACE Vorratsschrank; Schiebetür Kabin mit verdeckt montierten Laufschienen aus Glas Dekor Sac dark.

P. 160

TELERO Contrast #3

1. TELERO HA Unterschranke und Oberschränke mit Fronten mit Aluminiumrahmen Ausführung Titan und Gres Laminam Stein Grey, Griffprofile und Sockel aus schwarz eloxiertem und gebürstetem Aluminium H. 8 cm, Abdeckplatte St. 1,2 cm und seitliche Abdeckungen St. 0,6 cm aus Gres Laminam Stein Grey.
2. HORIZON Wandverkleidung in Weiß Super Matt lackiert mit verschiebbarer Platte aus Gres Laminam Stein Grey.
3. TECA Oberschränke mit dunkelbraunem Rahmen und Glas Fumé, Struktur aus wärmebehandeltem Eukalyptusholz.
4. OPEN Offene Unterschranke aus wärmebehandeltem Eukalyptusholz.
5. UP Wandverkleidung Up mit

Platten aus wärmebehandeltem Eukalyptusholz und Fachböden Bank aus Glas Fumé mit LED-Beleuchtung.
6. THIN Snacktheke in Reinschwarz matt lackiert.

P. 170

FILÒ Natural #3

1. FILÒ Unterschranke und Hochschränke mit Fronten in Fusion oxidiert lackiert und Glas Fumé mit waagrechtem Rautenmuster, Griffprofile und Sockel H. 8 cm aus schwarz eloxiertem und gebürstetem Aluminium, Abdeckplatte St. 2 cm aus Gres Laminam Reinschwarz.
2. MOOVE Verschiebbare Snacktheke aus wärmebehandeltem Eukalyptusholz.
3. GAP Flächenbündig eingesetzter ausgestatteter Kanal aus schwarz matt lackiertem Aluminium mit eingebautem Dunstabzug.
4. UP Wandverkleidung Up mit Platten aus wärmebehandeltem Eukalyptusholz und Fachböden Bank aus Glas Fumé mit LED-Beleuchtung.

P. 180

FREE STEEL Monochrome #4

1. FREE STEEL Unterschranke, Oberschränke und Hochschränke mit Fronten, Griffprofile und Sockel aus satiniertem Edelstahl, Abdeckplatte St. 1,2cm aus satiniertem Edelstahl.
2. HORIZON Wandverkleidung in Edelstahl und Optisch Weiß Super Matt lackiert mit frei anzuordnenden Zubehörteilen mit Magnetbefestigung.
3. CABINET Vorratsschrank mit seitlich einschiebbaren Türen aus satiniertem Edelstahl.

P. 188

KABINSPACE

Kabinspace ist ein innovatives System, mit dem Sie den Raum ohne bauliche Eingriffe neu erschaffen und in völliger Freiheit nützlichen Stauraum gewinnen können. Es besteht aus Möbeln mit ausgefertigter Rückseite, die architektonischen Entwürfen gleichen, sowie einem exklusiven Element mit Schiebetüren, die sich durch das völlige Fehlen von oberen und unteren Laufschienen hervorheben. Vervollständigt wird das System durch einen äußeren Eckhochschrank.

P. 206

CORNER BOX

Corner Box ist ein fortschrittliches System mit Eck-Schrankkabinen zur Verdoppelung des Raumangebots: Es kann ganz nach Belieben mit Fachböden, Zubehörteilen oder Hochschränken ausgestattet werden, bietet aber auch viel Platz für die Unterbringung von Elektrogeräten, Waschmaschine, Wäschetrockner ... Die unterschiedlichen Öffnungsvarianten erlauben volle Zugänglichkeit.

ART DIRECTION
valentinesarottiassociati

PHOTO
Ezio Prandini

STYLING
Loop Lab studio
Luigina Pilloni
Laura Pasqualato

COLOUR SEPARATION
CD Cromo

PRINT
Grafiche Antiga

EDITION
CAT 0921

THANKS TO
Artilleriet
Coraxart
Davide Groppi
Edizioni Design
Ferm Living
Fferrone
Flos
Hkliving
Ittala
Kitchenaid Italia
Knindustrie
Menu As
Nude
Rosendahl Lyngby
Society of Life Style
Tooy



100% MADE IN ITALY

Euromobil

Via Circonvallazione, 21
31020 Falzè di Piave - TV - Italy
Tel. +39 0438 9861
info@euromobil.com
euromobil.com

Zalf

Via Marosticana, 9
31010 Maser - TV - Italy
Tel. +39 0423 9255
info@zalf.com
zalf.com

désirée

Via Piave, 25
31028 Tezze di Piave - TV - Italy
Tel. +39 0438 2817
info@desiree.com
desiree.com

GRUPPOEUROMOBIL.COM

